

CARE AND MAINTENANCE

Wipe clean with a soft, dry cloth only. Do not Use Wet or Mild Cloth / Cleaner.



NOTICE

- * Please make sure that you have all parts indicated before you begin assembly of this item
- * This item should be assembled on a soft surface to prevent scratching the finish during assembly
- * This item may require periodic tightening.



Model# FOX4522A

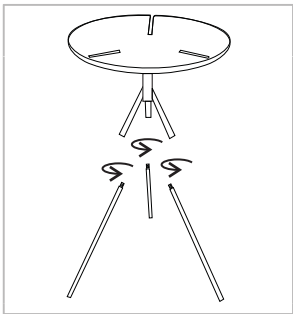
Product Dimensions: 15.75" L * 15.75" W * 22.75" H

Piece	Description	Picture	Quantity
A	Top		X 1
B	Base Legs		X 3



PREPARATION

Before beginning assembly of product, make sure all parts are present. Compare parts with package contents list and hardware contents list.
If any part is missing or damaged, do not attempt to assemble the product.
Estimated Assembly Time: 5 minutes.



Step 1
Screw Base all 3 legs (B) to top (A)



Step 2
Final Product