



ASSEMBLY INSTRUCTIONS COASTER FINE FURNITURE



Fine Furniture for every stage of life

904047
CHAIR

REVISION 0: 6/12/2019
REVISION 1: 5/21/2020
REVISION 2: 7/18/2022

ITEM : 904047

ASSEMBLY INSTRUCTIONS




ASSEMBLY TIPS:

- 1.Remove hardware from box and sort by size.
- 2.Please check to see that all hardware and parts are present prior to start of assembly.
- 3.Please follow attached instruction in the same sequence as numbered to assure fast & easy assembly.



WARNING!

- 1.Don't attempt to repair or modify parts that are broken or defective. Please contact the store immediately.
- 2.This product is for home use only and not intended for commercial establishment.

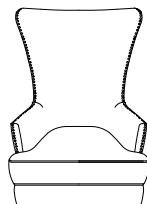


ASSEMBLY TIME

10 MINUTES

PARTS IDENTIFICATION

A CHAIR



1 PC

B FRONT LEG



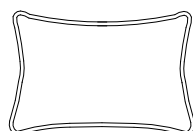
2 PCS

C BACK LEG



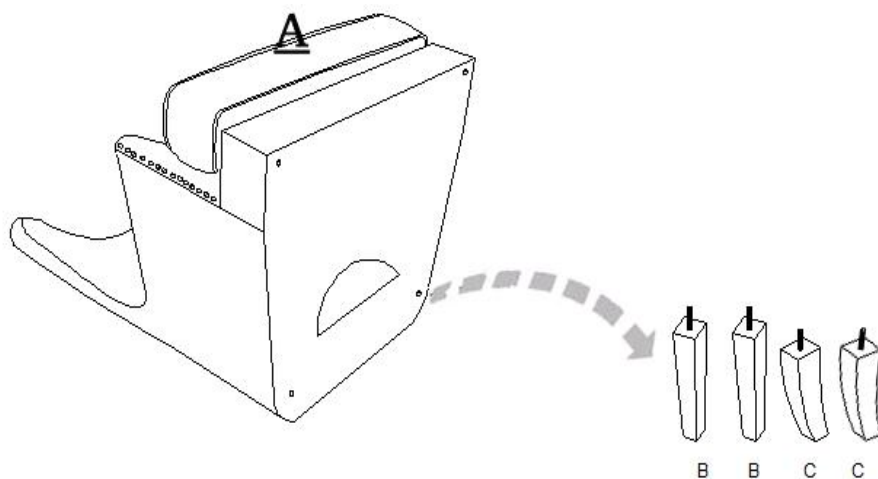
2 PCS

D PILLOW

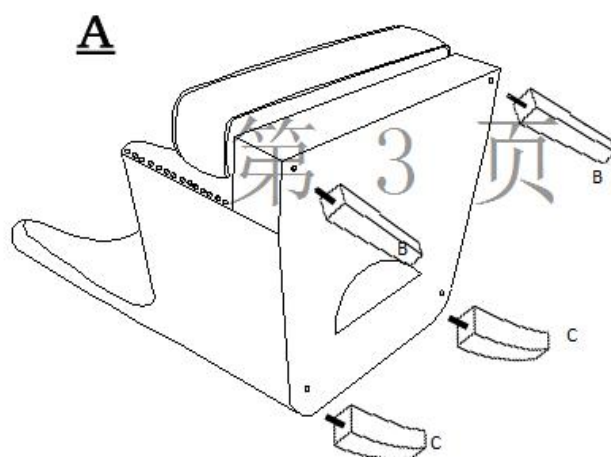


1 PC

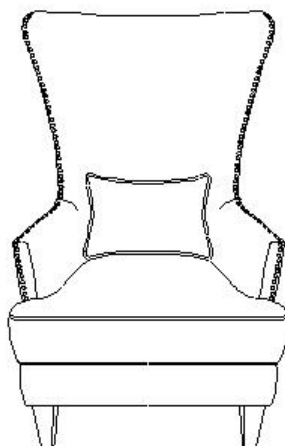
ITEM : 904047
ASSEMBLY INSTRUCTIONS
STEP 1



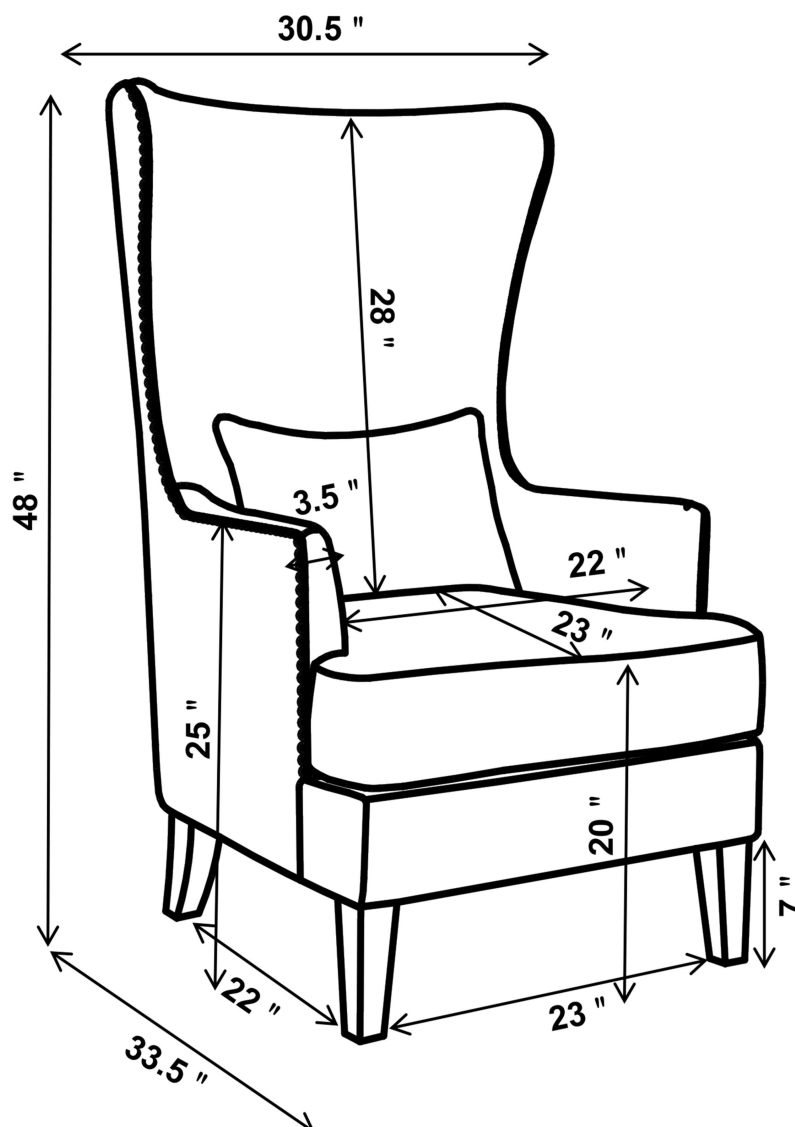
STEP 2



STEP 3



ITEM : 904047



NOTE: Dimension tolerance $\pm 5\%$

