



ASSEMBLY INSTRUCTIONS COASTER FINE FURNITURE



Fine Furniture for every stage of life

**506596
CHAIR**

REVISION 0: 05/12/2017
REVISION 1: 05/08/2019

COASTERFURNITURE.COM

ITEM: 506596

ASSEMBLY INSTRUCTIONS

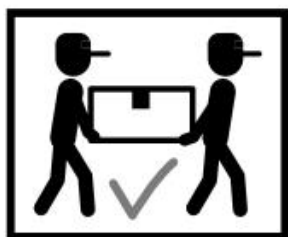
ASSEMBLY TIPS:

1. Remove hardware from box and sort by size.
2. Please check to see that all hardware and parts are present prior to start of assembly.
3. Please follow attached instructions in the same sequence as numbered to assure fast & easy assembly.



WARNING!


1. Don't attempt to repair or modify parts that are broken or defective. Please contact the store immediately.
2. This product is for home use only and not intended for commercial establishments.



ASSEMBLY TIME 15 MINUTES

PARTS IDENTIFICATION

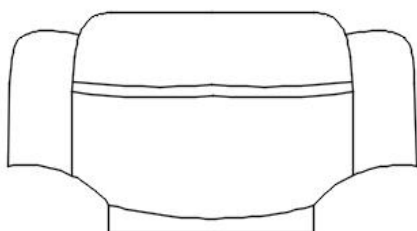
A



BASE

1PC

B



BACK

1PC

C



LEG

4PCS

Z HARDWARE PACKAGE

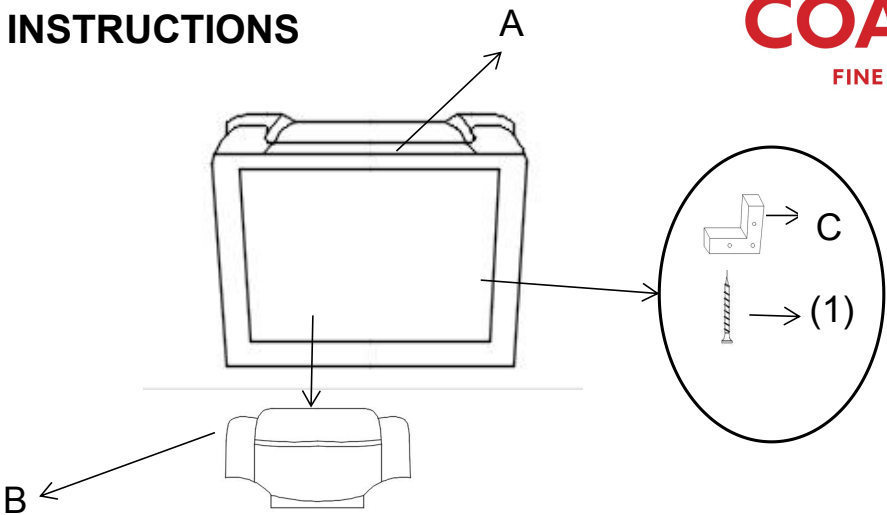
NO	DESCRIPTION	FIGURE	Q'TY
(1)	SCREW φ5MM*50MM		12PCS

ITEM: 506596

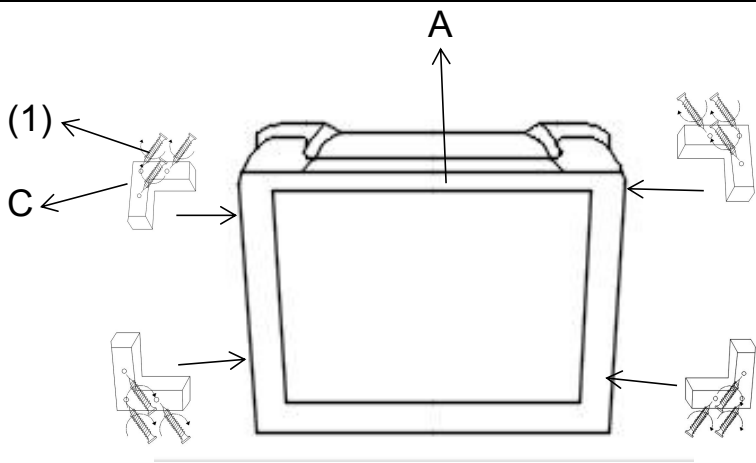
ASSEMBLY INSTRUCTIONS



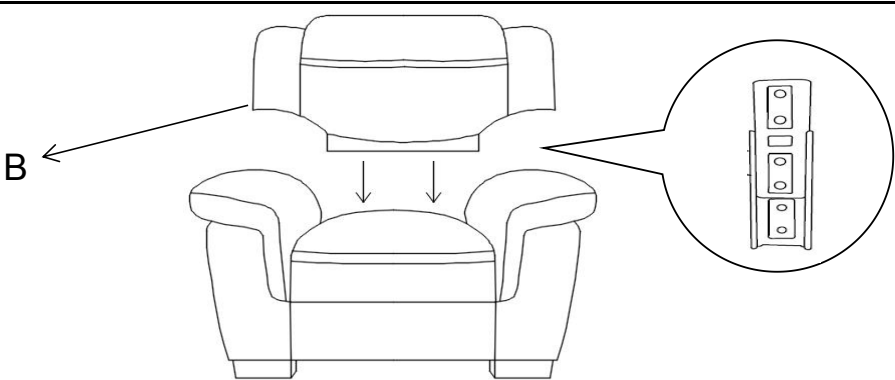
STEP 1



STEP 2



STEP 3



STEP 4

