



*ASSEMBLY INSTRUCTIONS
COASTER FINE FURNITURE*



602265
MOTION LOVESEAT WITH CONSOLE

ITEM: 602265

ASSEMBLY INSTRUCTIONS



ASSEMBLY INSTRUCTION

ASSEMBLY TIPS:

1.Remove hardware from box and sort by size.

2.Please check to see that all hardware and parts are present prior to start of assembly.

3.Please follow attached instructions in the same sequence as numbered to assure fast & easy assembly.

⚠ WARNING !

1.Don't attempt to repair or modify parts that are broken or defective. Please contact the store immediately.

2.This product is for home use only and not intended for commercial establishment.

ASSEMBLY TIME PER UNIT: 15MINUTES

PARTS IDENTIFICATION

A

BASE

1PC

B

LEFT BACK

1PC

C

RIGHT BACK

1PC

D

LEFT EAR

1PC

E

RIGHT EAR

1PC

F

CONSOLE BACK

1PC

HARDWARE PACKAGE

1

BOLT

2PCS

PAGE 2 OF 4

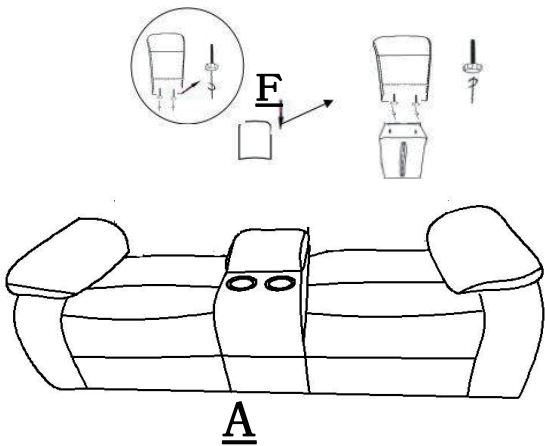
COASTERFURNITURE.COM

ITEM: 602265

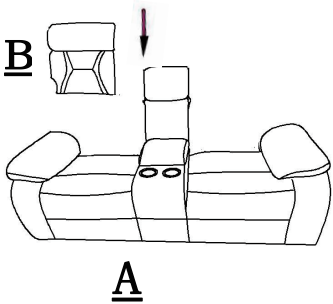
ASSEMBLY INSTRUCTIONS



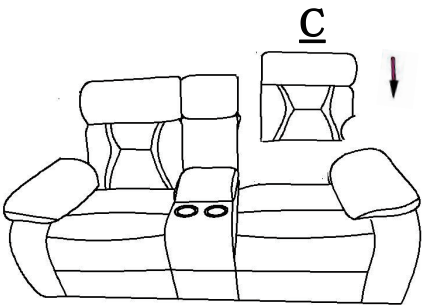
STEP 1



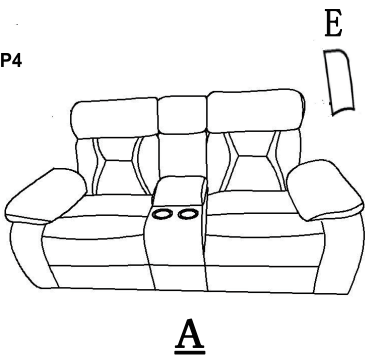
STEP 2




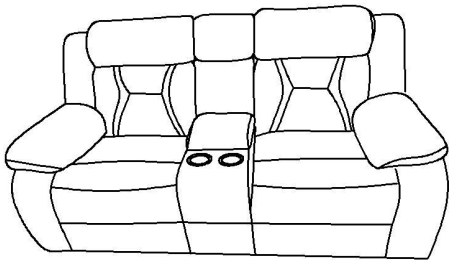
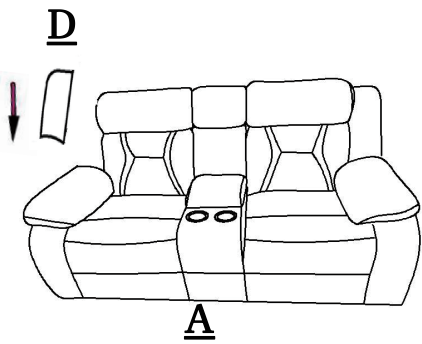
STEP 3



STEP 4

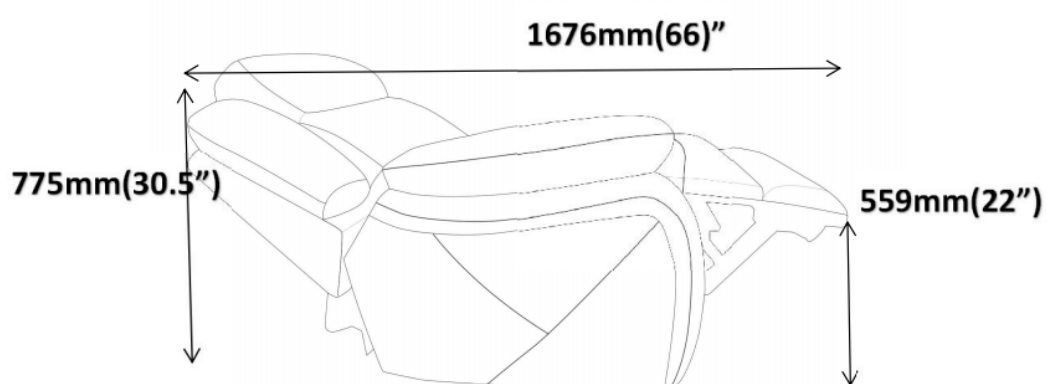



STEP 5



ITEM: 602265

ASSEMBLY INSTRUCTIONS



Note : Dimension tolerance $\pm 5\%$