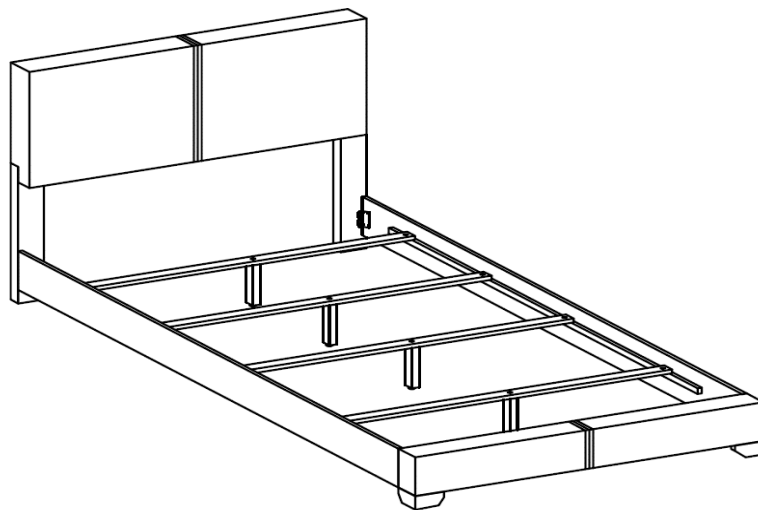


ASSEMBLY INSTRUCTIONS COASTER FINE FURNITURE



Fine Furniture for every stage of life

300261T (B1&B2)
Twin Bed

ITEM: 300261T (B1&B2)



ASSEMBLY INSTRUCTIONS

ASSEMBLY TIPS:

1. Remove hardware from box and sort by size.
2. Please check to see that all hardware and parts are present prior to start of assembly.
3. Please follow attached instructions in the same sequence as numbered to assure fast & easy assembly.

WARNING!



1. Don't attempt to repair or modify parts that are broken or defective. Please contact the store immediately.
2. This product is for home use only and not intended for commercial establishments.



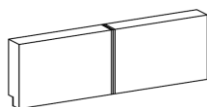
ASSEMBLY TIME

20 MINUTES

PARTS IDENTIFICATION

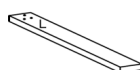
B1 (BOX 1)

A HEADBOARD PANEL



1PC

B LEFT HEADBOARD LEG



1PC

C RIGHT HEADBOARD LEG



1PC

B2 (BOX 2)

D BED SLAT



4PCS

E BED SLAT SUPPORT WITH LEVELER



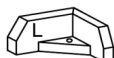
4PCS

F BED RAIL



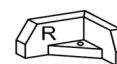
2PCS

G LEFT FOOTBOARD LEG



1PC

H RIGHT FOOTBOARD LEG



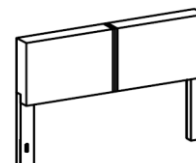
1PC

I FOOTBOARD PANEL



1PC

HB 300261T (B1) FROM BOX 1 HEADBOARD COMPLETE

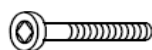


1PC

HARDWARE IDENTIFICATION

Z-B1 (BOX 1) - HARDWARE PACK IS LOCATED IN 300261T (B1)

1 BOLT
(JCBC M6 x 50mm - RBW)



6PCS

2 LOCK WASHER
(20mm - RBW)



6PCS

3 ALLEN WRENCH
(M4 x 60mm - BLK)



1PC

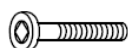
Z-B2 (BOX 2) - HARDWARE PACK IS LOCATED IN 300261T (B2)

4 FLAT HEAD SCREW
(CSK M4 X 32mm - RBW)



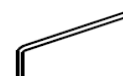
8PCS

5 BOLT
(JCBC M6 X 40mm - RBW)



6PCS

6 SMALL ALLEN WRENCH
(M4 x 100mm - BLK)



1PC

7 BIG ALLEN WRENCH
(M5 x 70mm - BLK)



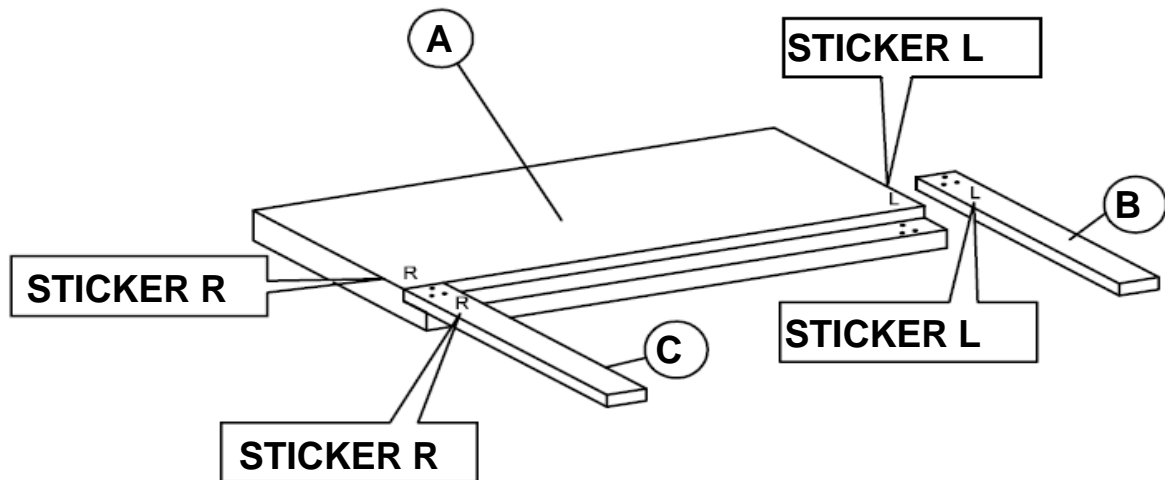
1PC

NOTE:

Phillips head screw driver is required in the assembly process; however, manufacturer does not provide this item.

ASSEMBLY INSTRUCTIONS

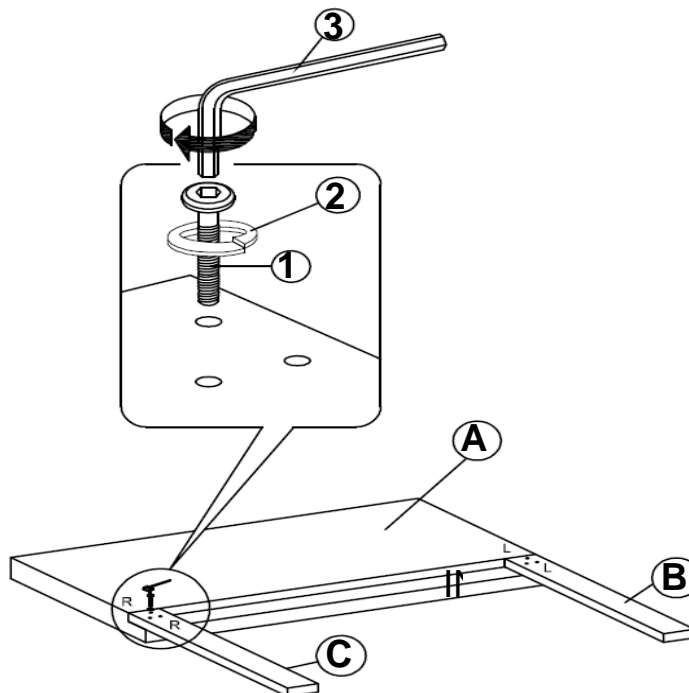
STEP 1



****BACK VIEW**

IF PURCHASE HEADBOARD ONLY, SKIP BELOW STEPS

STEP 2



****BACK VIEW**

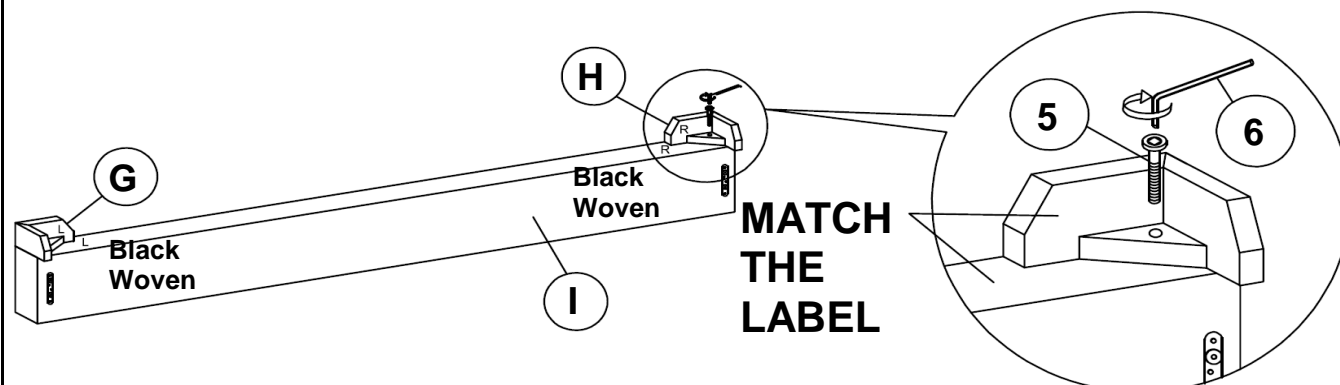
IF PURCHASE HEADBOARD ONLY, SKIP BELOW STEPS

ITEM: 300261T (B1&B2)

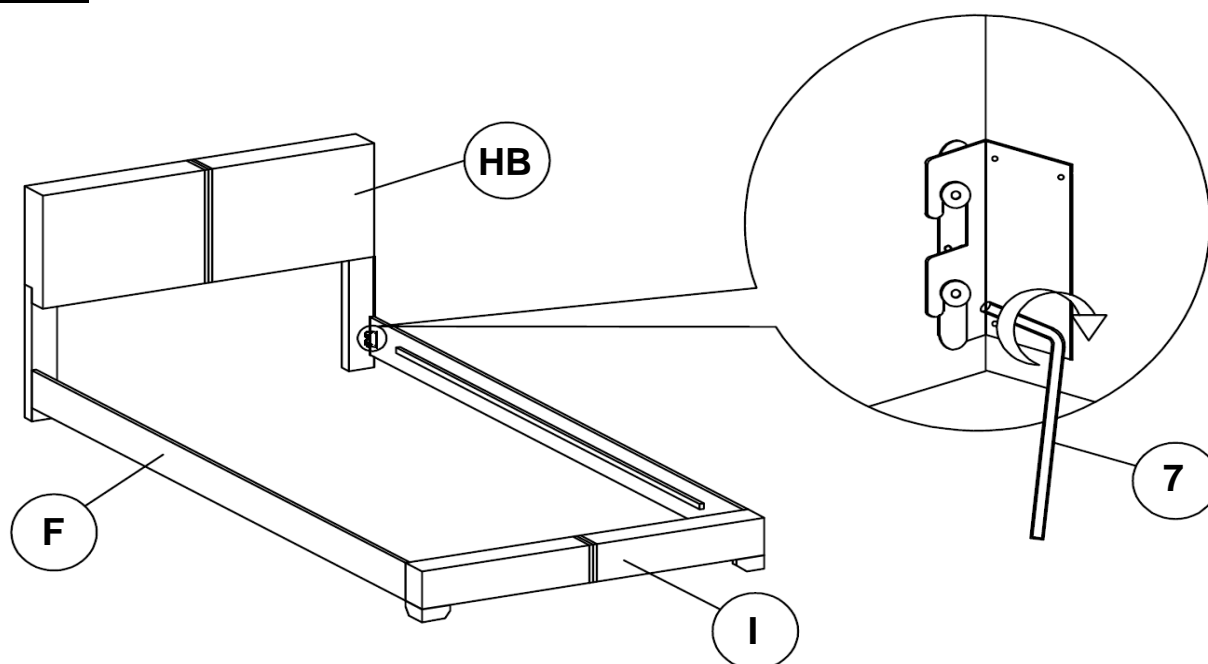


ASSEMBLY INSTRUCTIONS

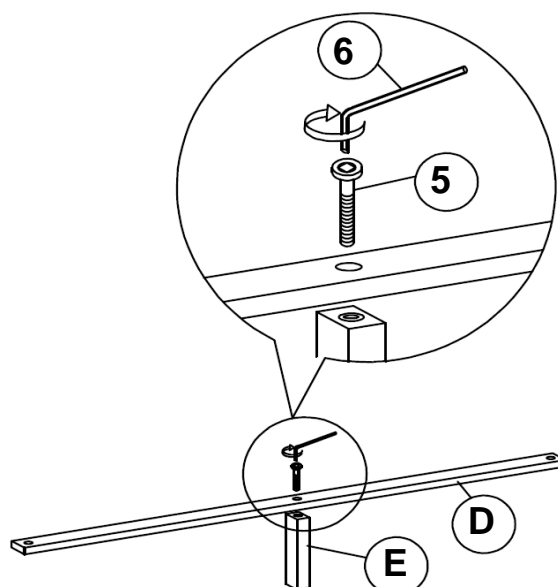
STEP 3



STEP 4



STEP 5

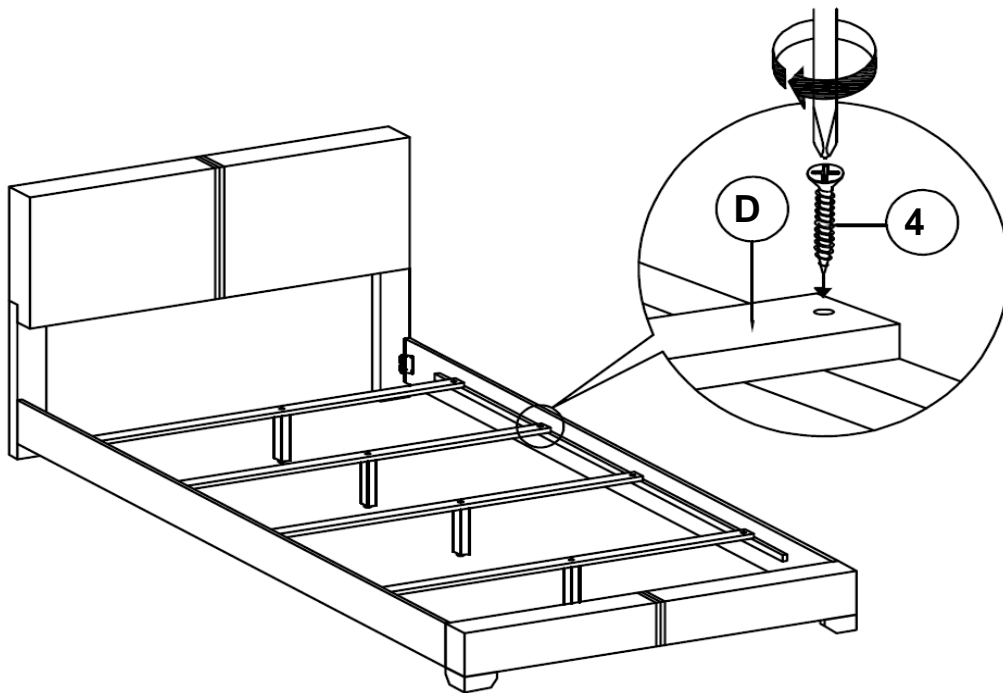


ITEM: **300261T (B1&B2)**

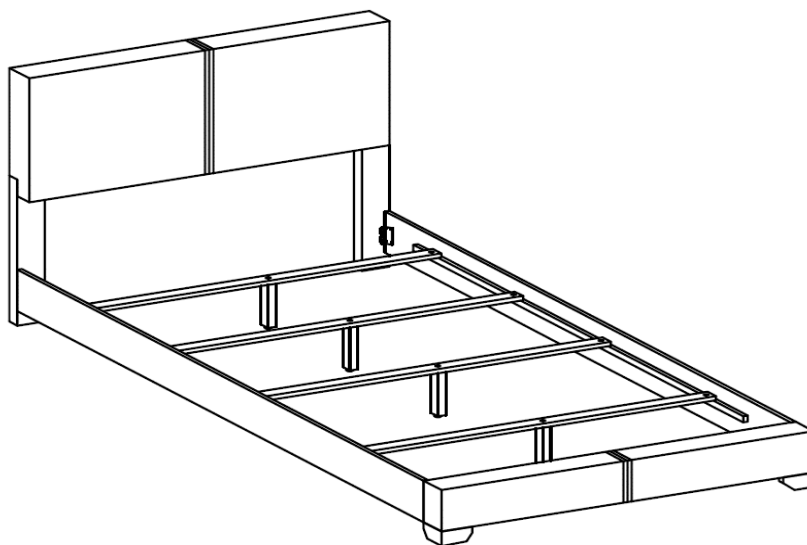


ASSEMBLY INSTRUCTIONS

STEP 6



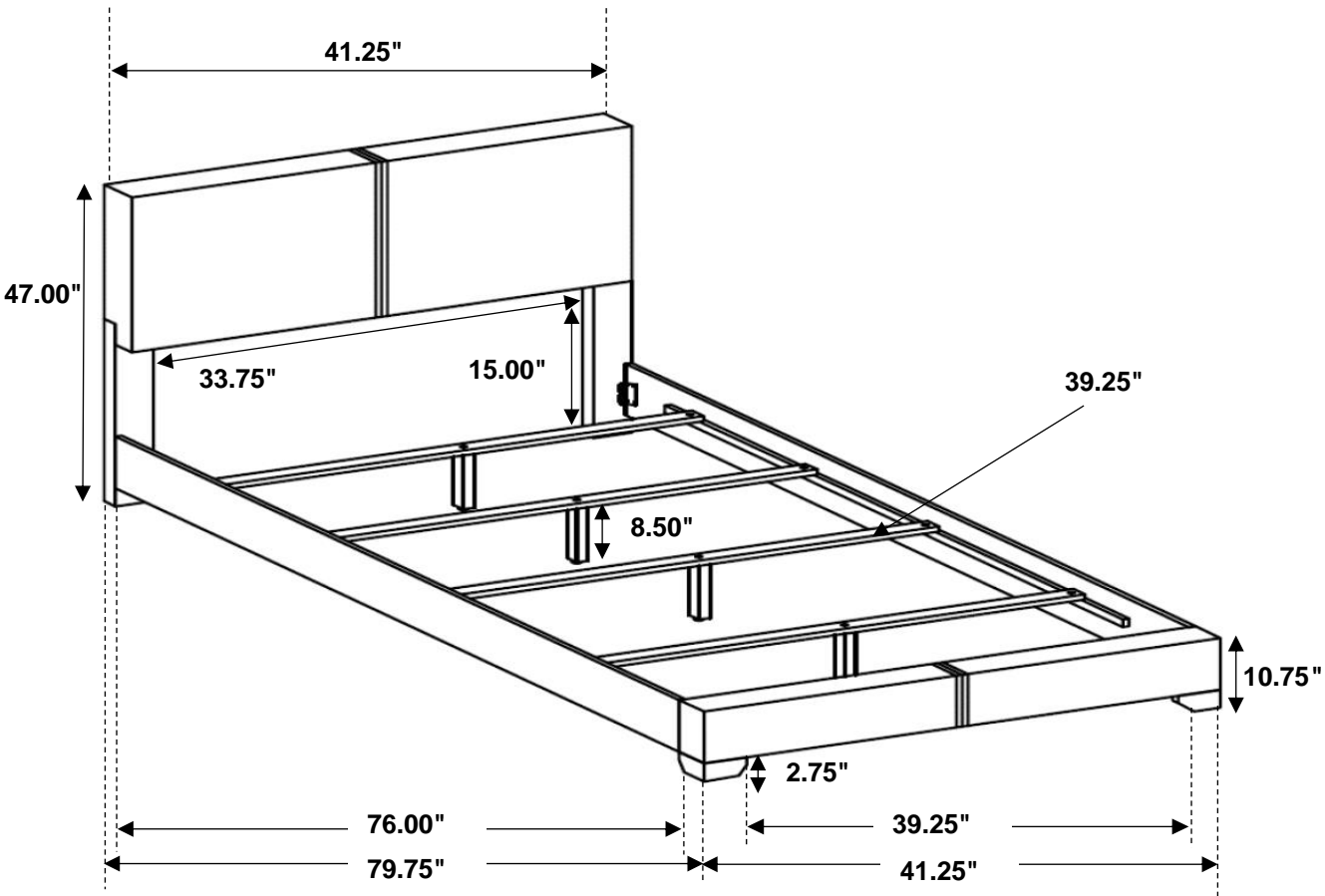
STEP 7 COMPLETE



ITEM:300261T (B1&B2)



Inner Size: 39.25"W X 76.00"D



Note: Dimension tolerance ±5%