



Liberty Furniture
INDUSTRIES, INC

DOC. NO : RD-F05-AT
REV. NO : A
REV. DATE : 23.08.2017

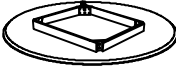


LIBERTY FURNITURE

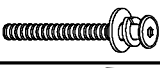




ASSEMBLY INSTRUCTION

ITEM # : 198-GT3636

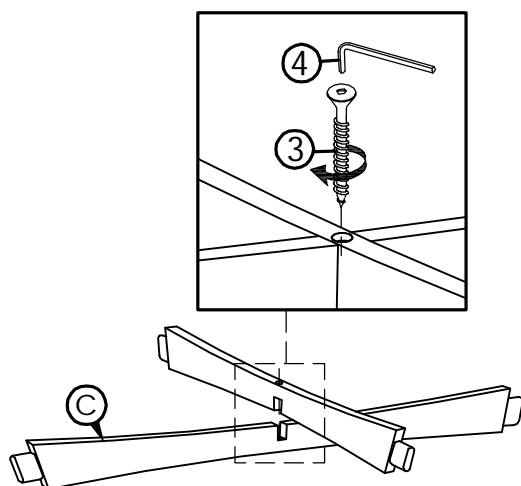
DESCRIPTION : GATHERING TABLE

Thank you for purchasing this product. Be sure to check all packing material carefully for small parts which may have come loose inside the carton during shipment. Identify and count all parts and compare with the parts list below:

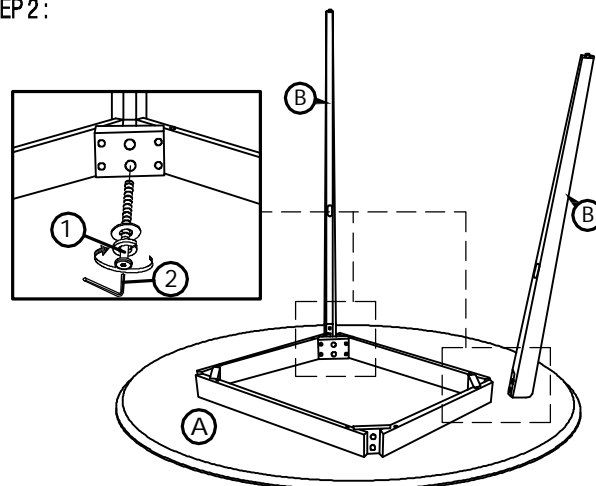
Component List			
NO.	Description		Qty.
A.	Table Top		1
B.	Table Leg		4
C.	Cross Bar		2

Hardware List			
NO.	Description		Qty.
1	JCBB Bolt M8 x 80mm + S/W 5/16" + F/W 5/16" x 22mm		8
2	Allen Key M5		1
3	JCBC W Screw M7 x 35mm		1
4	Allen Key M4		1
5	CSK Screw M4 x 38mm		4

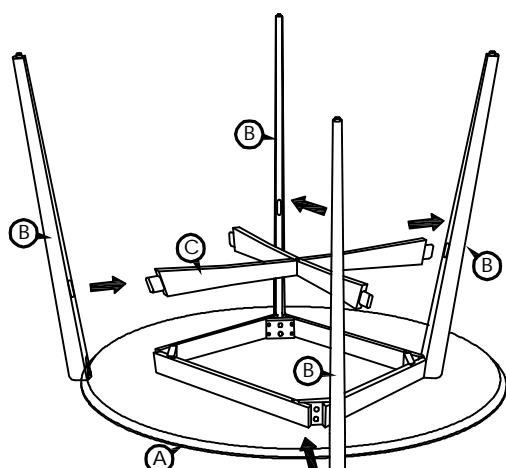
STEP 1 :



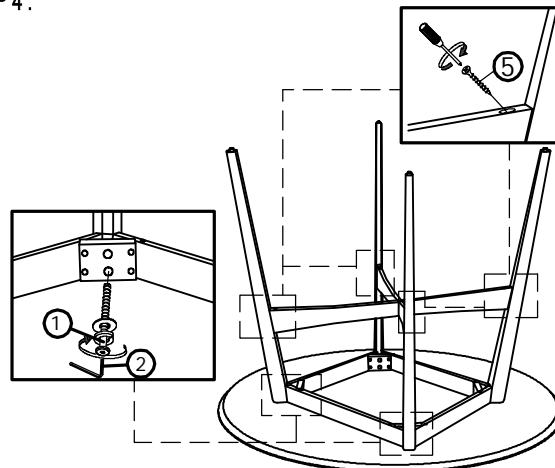
STEP 2 :



STEP 3 :



STEP 4 :



ASSEMBLY TIPS:

1. Remove hardware from box end sort by size.
2. Please check to see that all hardware and parts are present prior start of assembly.
3. Please follow attached instructions in the same sequence as numbered to assure fast and easy assembly.

⚠ WARNING!

1. Don't attempt to repair or modify parts that are broken or defective. Please contact the store immediately.
2. This product is for home use only and not intended for commercial establishments.