



Liberty Furniture
INDUSTRIES, INC


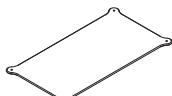


ASSEMBLY INSTRUCTION

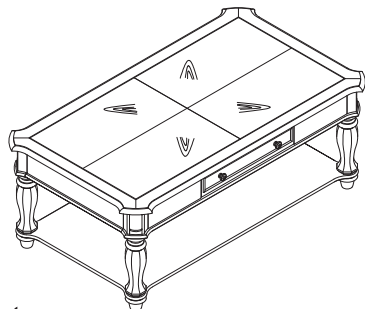
Item#: 244 - OT1010

DESCRIPTION: RECTANGULAR COCKTAIL TABLE

Thank you for purchasing this quality product. Be sure to check all packing material carefully for small parts which may have come loose inside the carton during shipment. Identify and count all parts and compare with the parts List Below:

PART LIST:

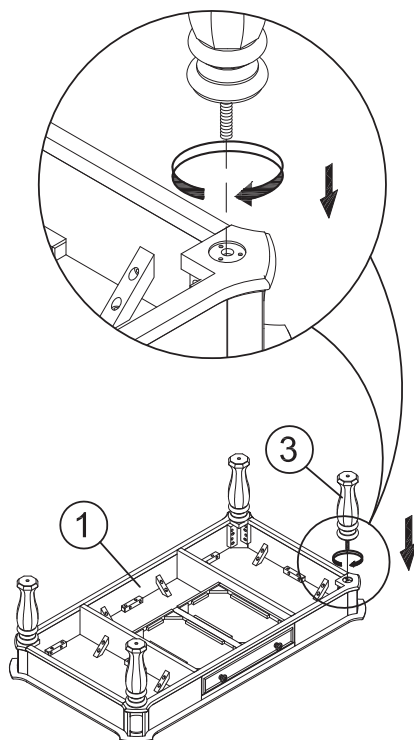
①	②	③	④
			
TABLE TOP: 1PC	SHELF: 1PC	LEGS: 4PCS	FEET: 4PCS



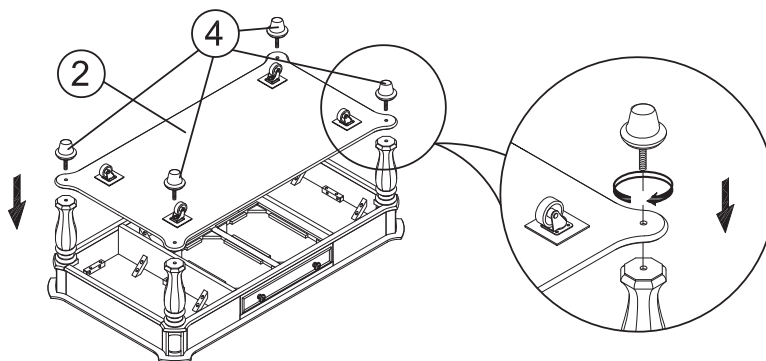
Note:

1. Remove legs from inner box

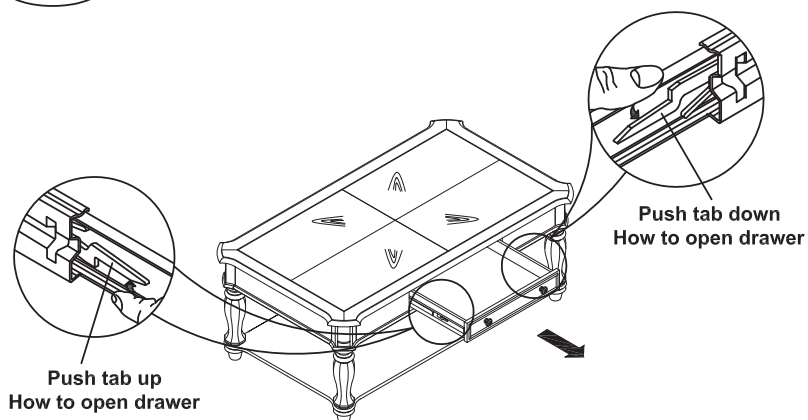
STEP 1



STEP 2



STEP 3



CLEANING INSTRUCTION

Clean the Rectangular Cocktail Table surface with a furniture polish and a soft cloth.

Made in Viet Nam