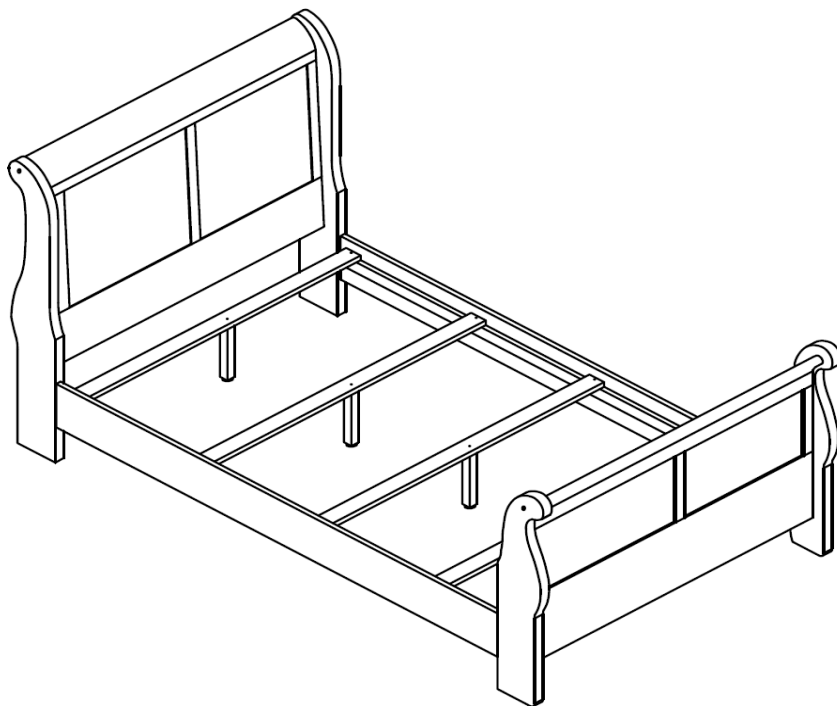


ASSEMBLY INSTRUCTION COASTER FINE FURNITURE



Fine Furniture for every stage of life

204691F (B1&B2)
Full Bed

REVISION 0 :05/29/2013
REVISION 1 :12/11/2019

PAGE 1 OF 6

COASTERFURNITURE.COM

ITEM : 204691F (B1&B2)

ASSEMBLY INSTRUCTIONS




ASSEMBLY TIPS:

1. Remove hardware from box and sort by size.
2. Please check to see that all hardware and parts are present prior to start of assembly.
3. Please follow attached instruction in the same sequence as numbered to assure fast & easy assembly.



WARNING!

1. Don't attempt to repair or modify parts that are broken or defective. Please contact the store immediately.
2. This product is for home use only and not intended for commercial establishments.

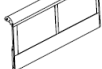


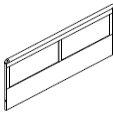




ASSEMBLY TIME




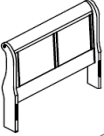

30 MINUTES

PARTS IDENTIFICATION

B1 (BOX1)

A	HEADBOARD PANEL		1PC
B	LEFT HEADBOARD LEG		1PC
C	RIGHT HEADBOARD LEG		1PC
D	FOOTBOARD PANEL		1PC
E	LEFT FOOTBOARD LEG		1PC
F	RIGHT FOOTBOARD LEG		1PC

B2 (BOX2)

G	BED SLAT		4PCS
H	BED SLAT SUPPORT WITH LEVELER		4PCS
I	BED RAIL		2PCS
HB	204691F (B1) FROM BOX 1 HEADBOARD COMPLETE		1PC
FB	204691F (B1) FROM BOX 1 FOOTBOARD		1PC

NOTE :

Phillips head screw driver is required in the assembly process ; however, manufacturer does not provide this item.

ITEM : 204691F (B1&B2)



ASSEMBLY INSTRUCTIONS

ASSEMBLY TIPS:

1. Remove hardware from box and sort by size.
2. Please check to see that all hardware and parts are present prior to start of assembly.
3. Please follow attached instruction in the same sequence as numbered to assure fast & easy assembly.









WARNING!

1. Don't attempt to repair or modify parts that are broken or defective. Please contact the store immediately.
2. This product is for home use only and not intended for commercial establishments.

HARDWARE IDENTIFICATION

Z - B1 (BOX1) - HARDWARE PACK IS LOCATED IN 204691F (B1)

1	ALLEN WRENCH (M4 - BLK)		1PC
2	BOLT (M6 x 45mm - RBW)		12PCS
3	LOCK WASHER (M6 x 13mm - RBW)		12PCS
4	SMALL FLAT WASHER (M6 x 13mm - RBW)		4PCS
5	BIG FLAT WASHER (M6 x 19mm - RBW)		8PCS
6	WOOD PLUG		4PCS

Z - B2 (BOX2) - HARDWARE PACK IS LOCATED IN 204691F (B2)

7	FLAT HEAD SCREW (M4 x 32mm - RBW)		8PCS
---	---	---	------

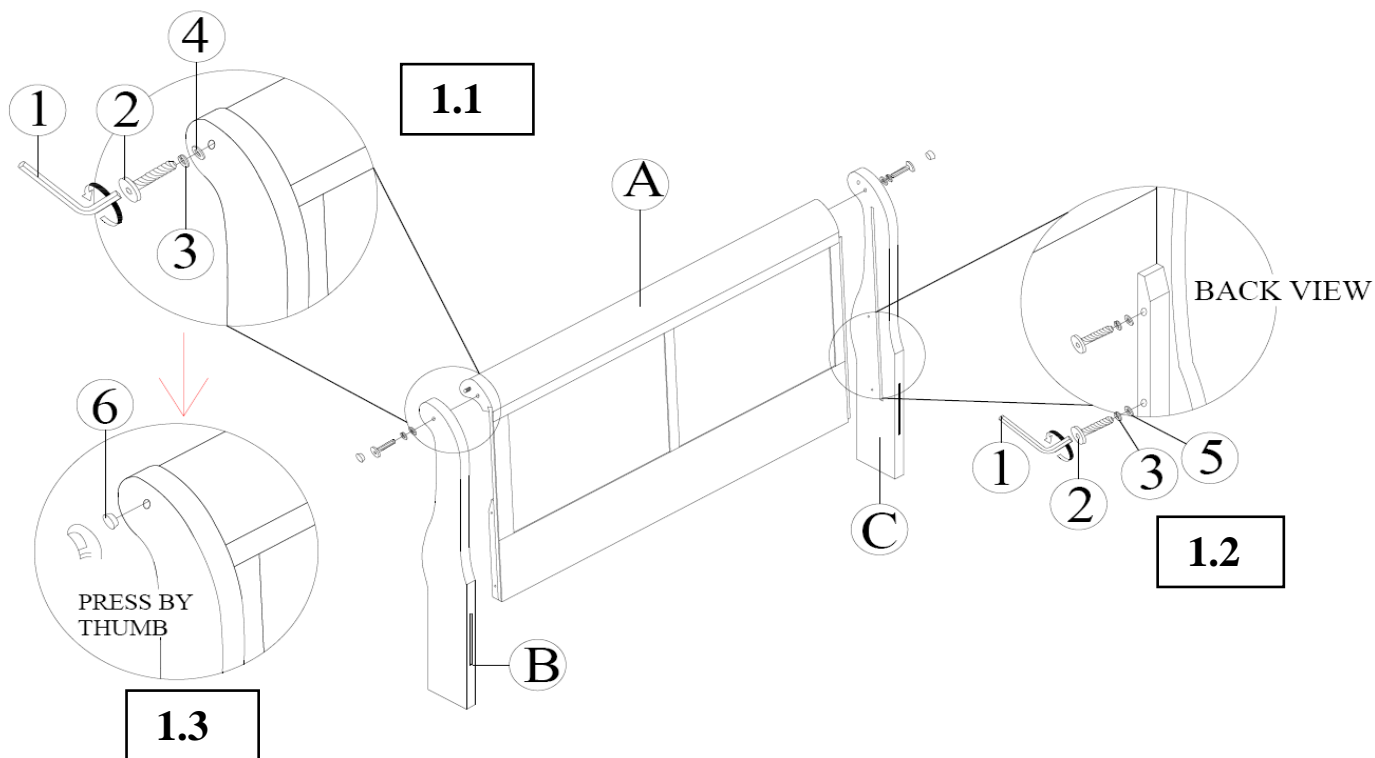
NOTE :

Phillips head screw driver is required in the assembly process ; however, manufacturer does not provide this item.

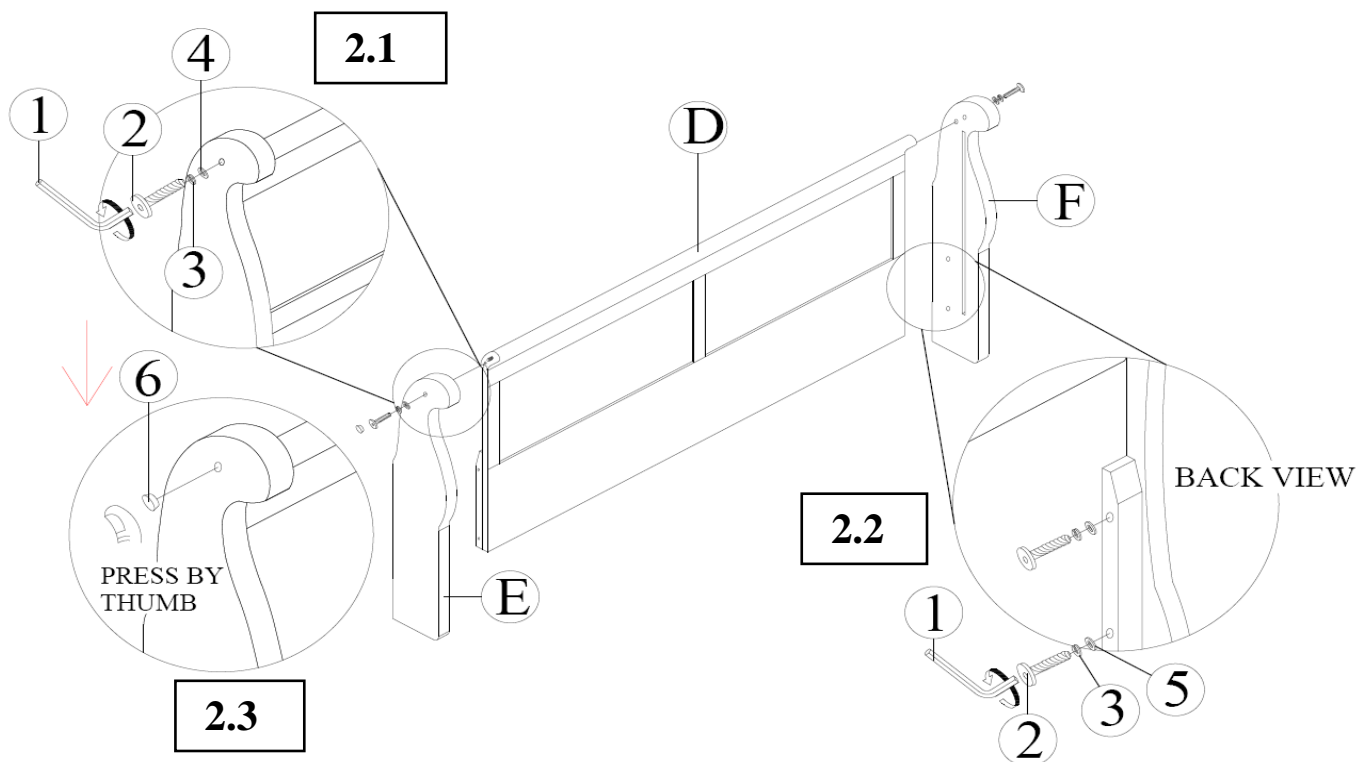
ITEM : 204691F (B1&B2)

ASSEMBLY INSTRUCTIONS

STEP 1



STEP 2

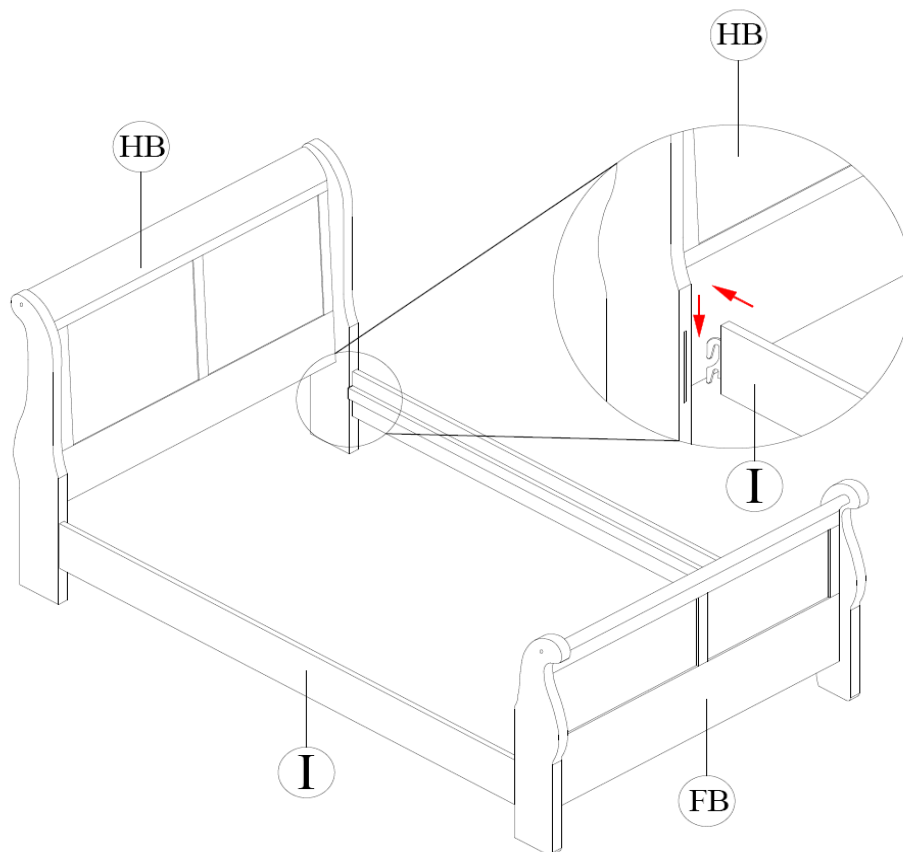


ITEM : 204691F (B1&B2)

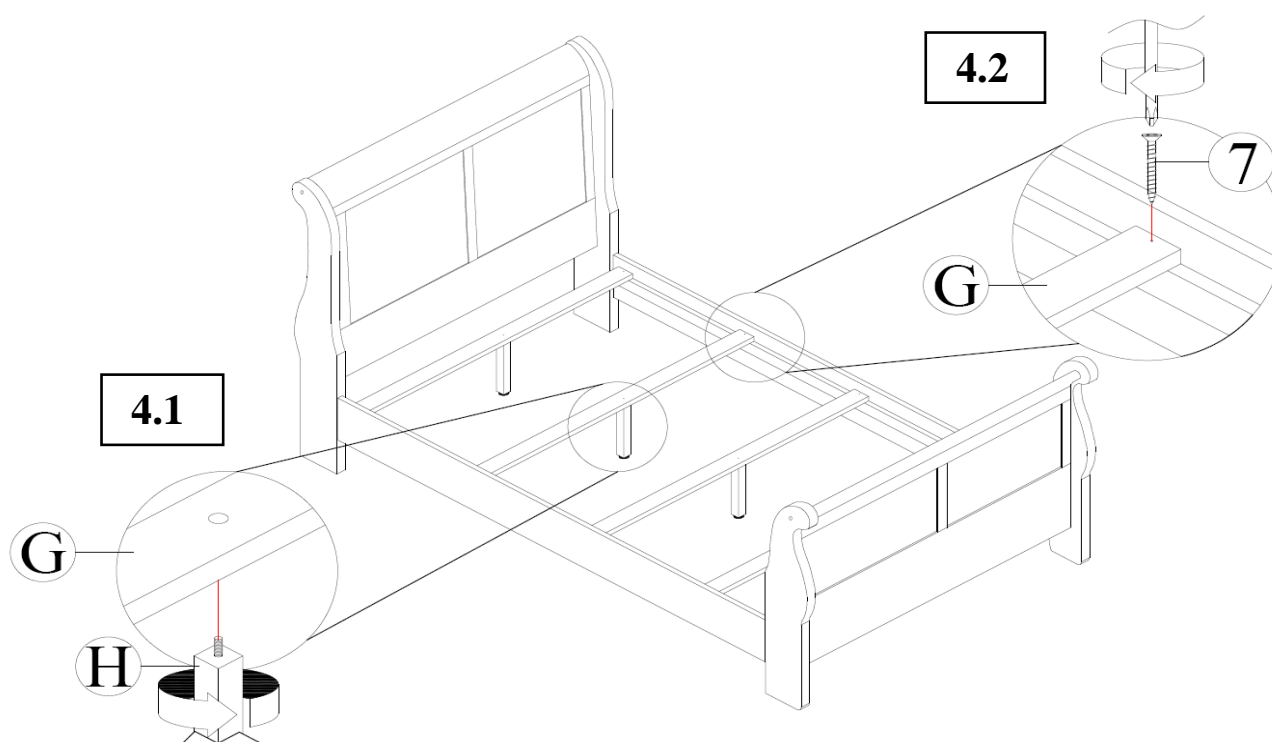
ASSEMBLY INSTRUCTIONS



STEP 3



STEP 4

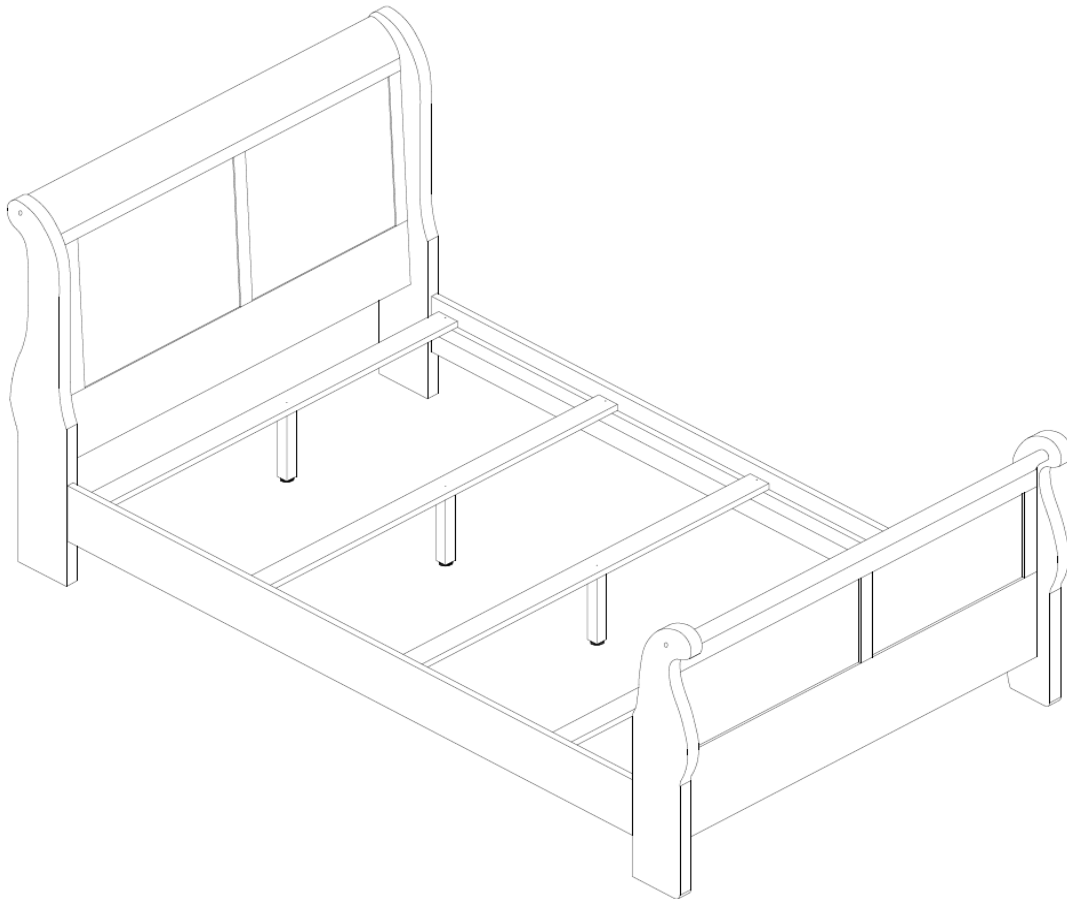


ITEM : **204691F (B1&B2)**

ASSEMBLY INSTRUCTIONS

STEP 5

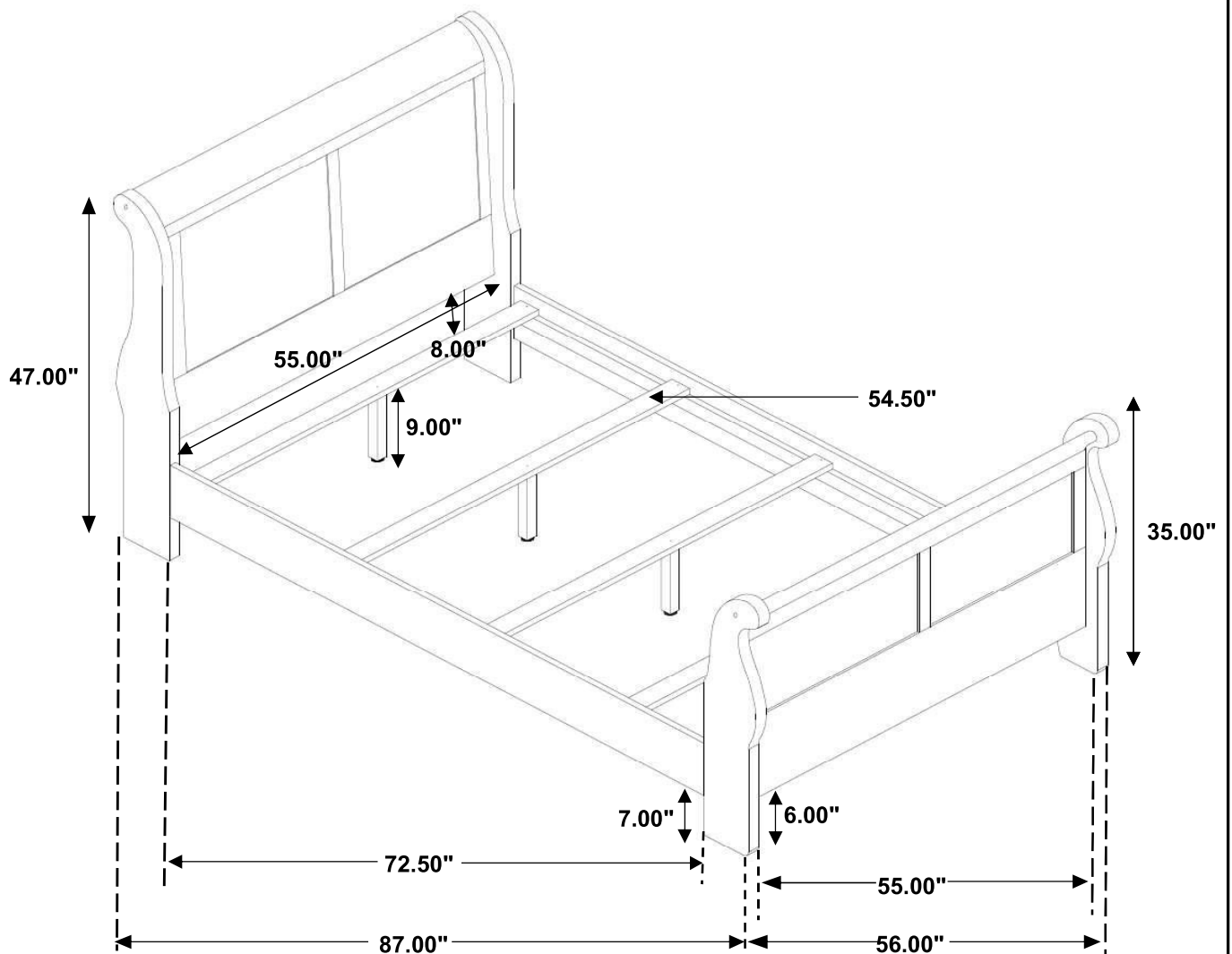
COMPLETE



ITEM : 204691F (B1&B2)



Inner Size : 54.50"W X 77.00"D



Note : Dimension tolerance $\pm 5\%$