



**Liberty Furniture**  
INDUSTRIES, INC


## LIBERTY FURNITURE

### ASSEMBLY INSTRUCTION

ITEM# **737-BR01**

DESCRIPTION **QUEEN POST HEADBOARD**

Thank you for purchasing this quality product. Be sure to check all packing material carefully for small parts which may have some loose inside the carton during shipment. Identify and count all parts and compare with the parts List Below:



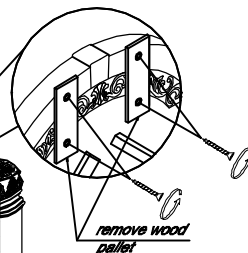
#### HARDWARE LIST

NO.	Drawing	Description	Q'ty
A		Flat washer (Ø5/16"x23mm)	8pcs
B		Spring washer (Ø5/16")	8pcs
C		Bolt (Ø5/16"x1")	8pcs
D		Allen wrench (5mm)	1pc
E		Metal post supports	2pcs

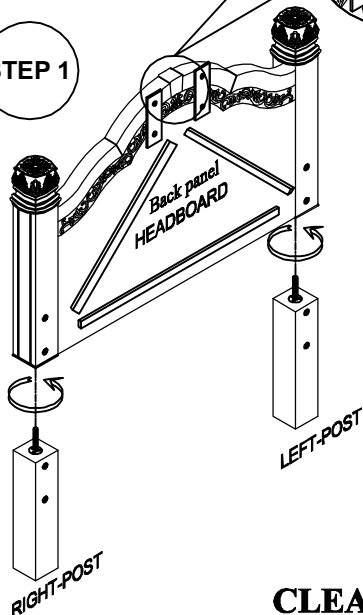
#### PART LIST

①	②	③
HEADBOARD: 1PC	LEFT-POST: 1PC	RIGHT-POST: 1PC

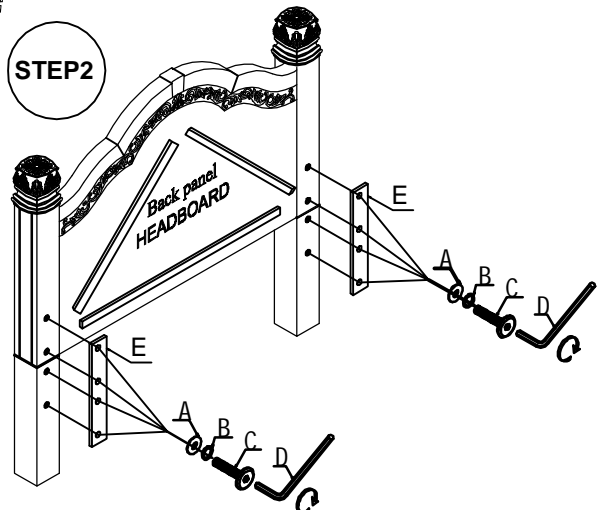
#### REMARK:



STEP 1



STEP 2



### CLEANING INSTRUCTION

Clean the Headboard surface with a furniture polish and a soft cloth.

Made in VietNam

Remark: Remove the wood pallet before assembling the K/D posts . Thanks