

ASSEMBLY INSTRUCTIONS COASTER FINE FURNITURE



Fine Furniture for every stage of life

200971Q(B1-B3) *Queen Bed*

REVISION 0 : 03/31/2016
REVISION 1 : 10/29/2018
REVISION 2 : 11/18/2019
REVISION 3 : 08/07/2020

ITEM: 200971Q (B1-B3)



ASSEMBLY INSTRUCTIONS


ASSEMBLY TIPS:

1. Remove hardware from box and sort by size.
2. Please check to see that all hardware and parts are present prior to start of assembly.
3. Please follow attached instructions in the same sequence as numbered to assure fast & easy assembly.



WARNING!

1. Don't attempt to repair or modify parts that are broken or defective. Please contact the store immediately.
2. This product is for home use only and not intended for commercial establishments.



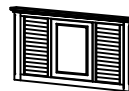
ASSEMBLY TIME

30 MINUTES

PARTS IDENTIFICATION

B1 (BOX 1)

- A HEADBOARD PANEL
- B LEFT HEADBOARD LEG
- C RIGHT HEADBOARD LEG



1PC



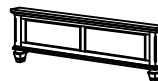
1PC



1PC

B2 (BOX 2)

- D FOOTBOARD



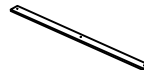
1PC

B3 (BOX 3)

- E BED RAIL
- F BED SLAT
- G BED SLAT SUPPORT WITH LEVELER



2PCS

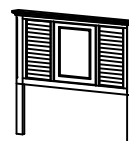


4PCS



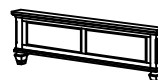
4PCS

- HB 200971Q (B1)
FROM BOX 1
HEADBOARD COMPLETE



1PC

- D 200971Q (B2)
FROM BOX 2
FOOTBOARD



1PC

ITEM: 200971Q (B1-B3)



ASSEMBLY INSTRUCTIONS

ASSEMBLY TIPS:

1. Remove hardware from box and sort by size.
2. Please check to see that all hardware and parts are present prior to start of assembly.
3. Please follow attached instructions in the same sequence as numbered to assure fast & easy assembly.


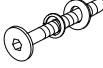



WARNING!

1. Don't attempt to repair or modify parts that are broken or defective. Please contact the store immediately.
2. This product is for home use only and not intended for commercial establishments.

HARDWARE IDENTIFICATION

Z-B3 (BOX 3) - HARDWARE PACK IS LOCATED IN 200971Q (B3)

| | | | |
|---|---|---|------|
| 1 | ALLEN WRENCH (M4 - BLK) |  | 1PC |
| 2 | BOLT (M6 x 50mm - BLK) |  | 8PCS |
| 3 | FLAT HEAD SCREW (#8 x 1 1/8" - BLK) |  | 8PCS |

NOTE:

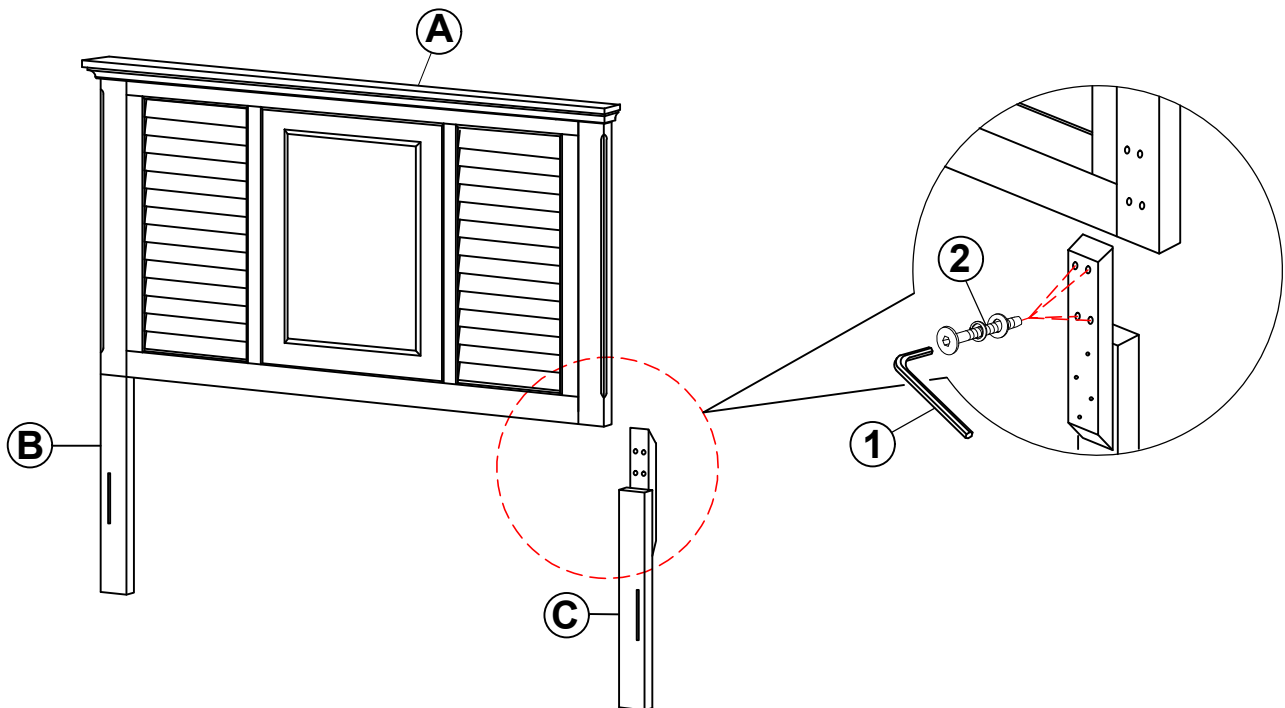
Phillips head screw driver is required in the assembly process; however, manufacturer does not provide this item.

ITEM: **200971Q (B1-B3)**

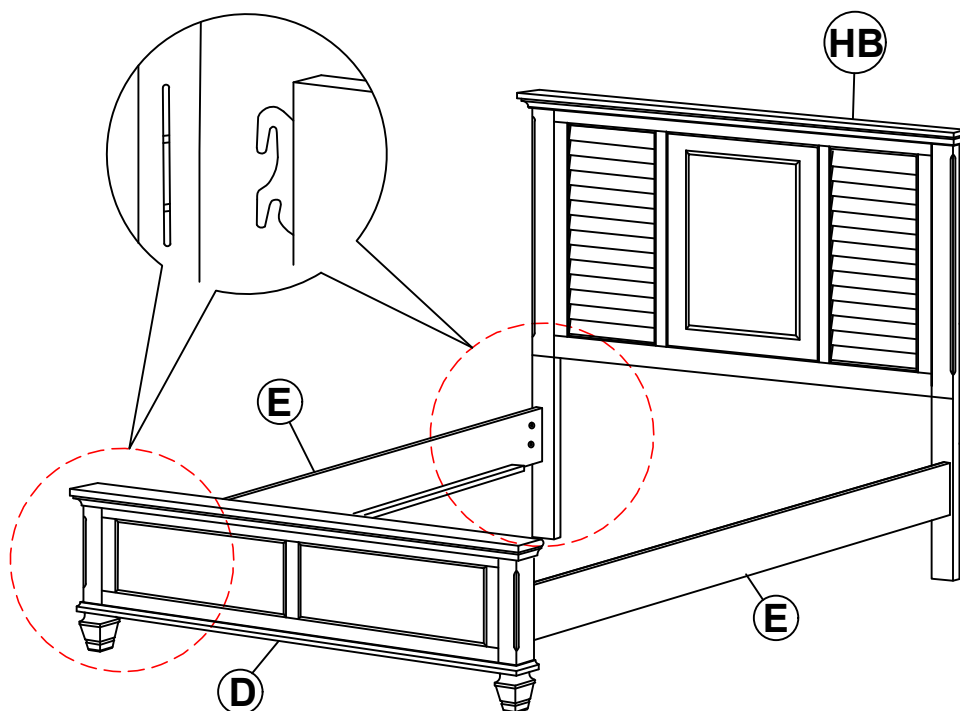


ASSEMBLY INSTRUCTIONS

STEP 1



STEP 2

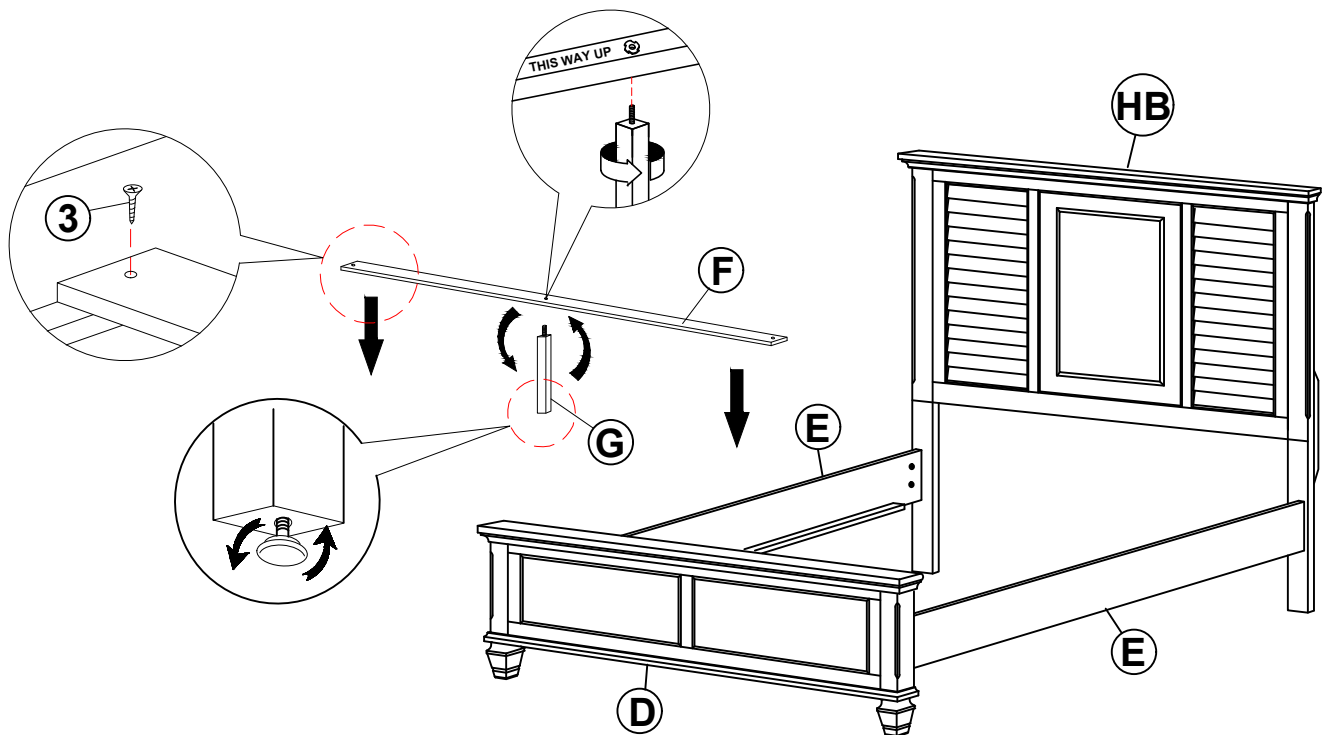


ITEM: **200971Q (B1-B3)**


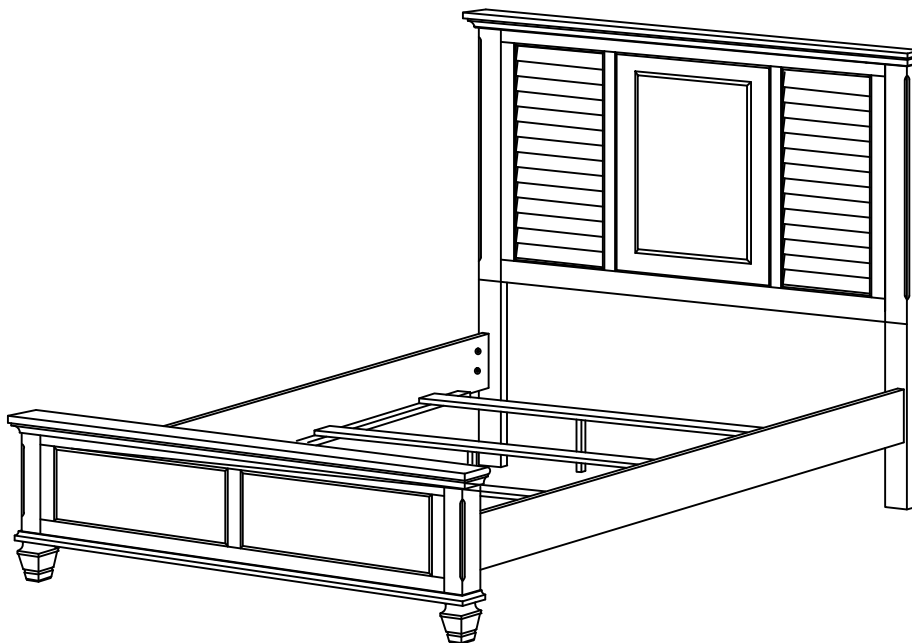


ASSEMBLY INSTRUCTIONS

STEP 3



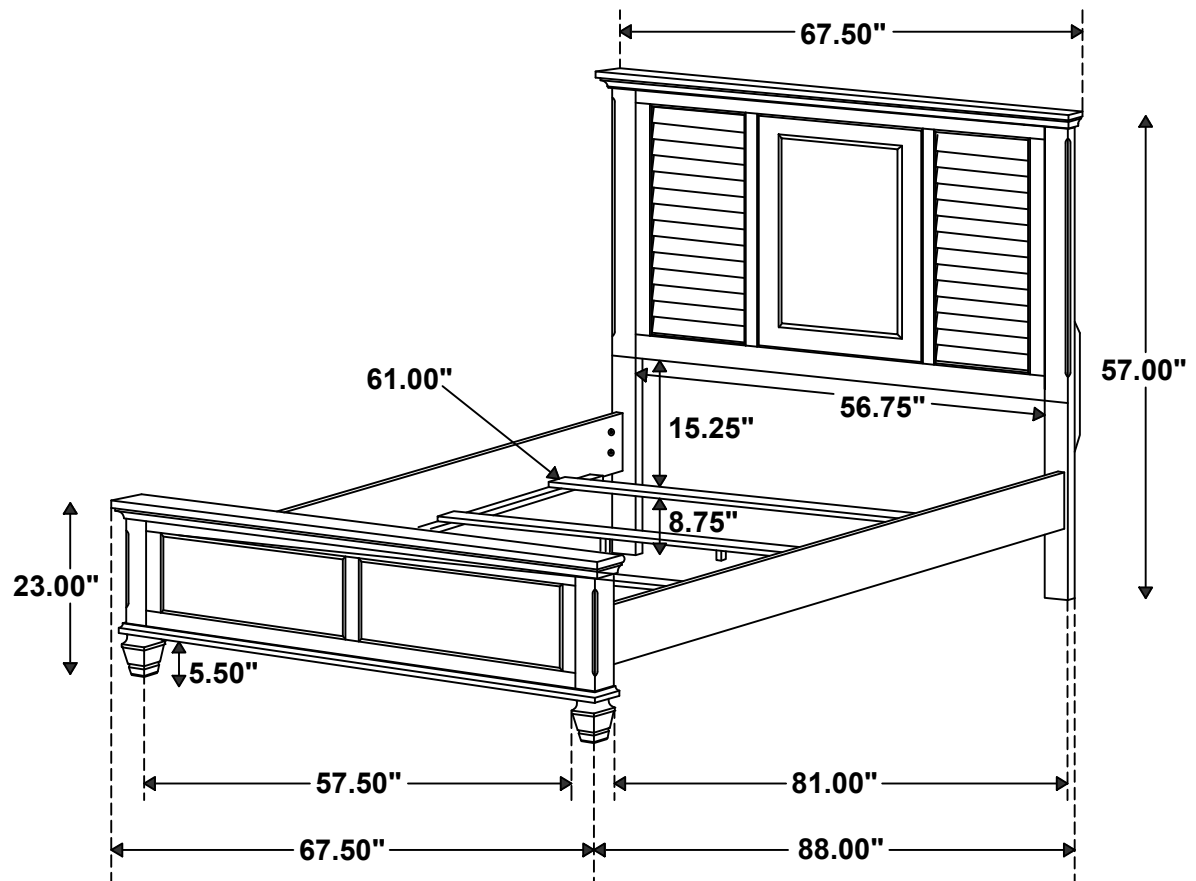
STEP 4 COMPLETE



ITEM: **200971Q (B1-B3)**



Inner Size : 61.00"W x 81.00"D



Note: Dimension tolerance $\pm 5\%$