



Liberty Furniture
INDUSTRIES, INC








LIBERTY FURNITURE

ASSEMBLY INSTRUCTION

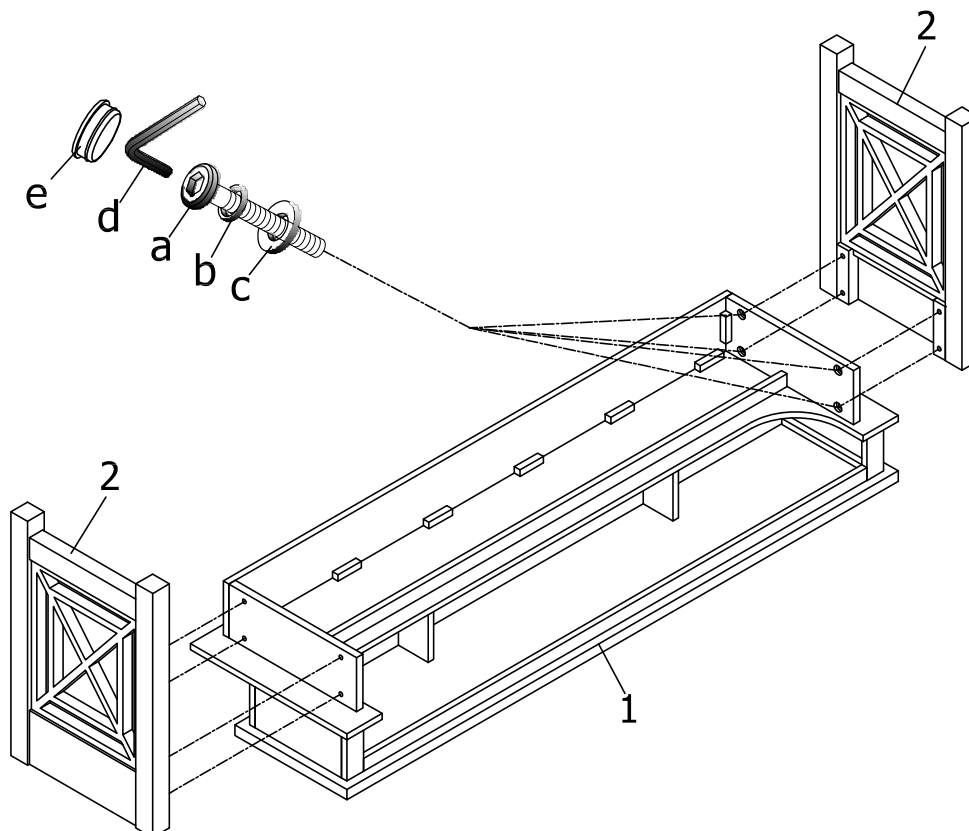
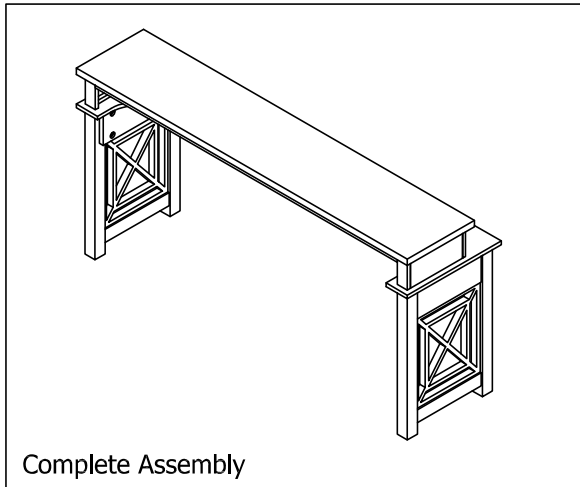
ITEM #: 422-OT7436 DESCRIPTION: Console/ Bar Table

Thank you for purchasing this quality product. Be sure to check all packing materials carefully for small parts which may have come loose inside the carton during shipment. Identify and count all parts and compare with the parts List Below.

PARTS LIST

NO.	SKETCH	DESCRIPTION	Q'TY
1		Top	1pc
2		Side frame	2pcs
3	HARDWARE LIST 1		1bag
NO.	SKETCH	HARDWARE	Q'TY
a		1/4"x20x1-1/2"	8pcs
b		1/4"	8pcs
c		1/4"x16mm	8pcs
d		4mm	1pc
e		Plastic cap	8pcs

DO NOT FULLY TIGHTEN SCREW,
BOLTS UNTIL ALL PARTS COMPLETE
ASSEMBLY



CLEANING INSTRUCTION