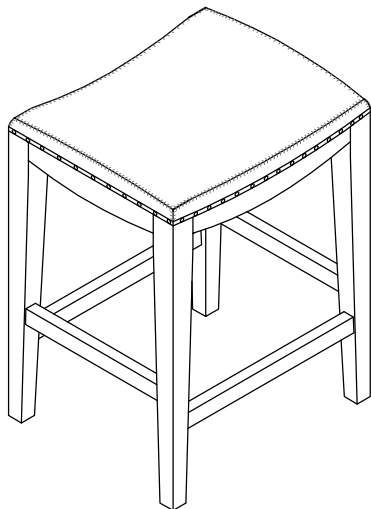







ASSEMBLY INSTRUCTION

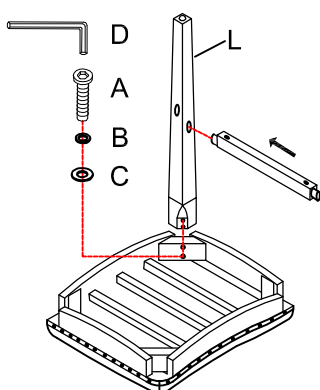
416-OT9001 Uph Barstool

Thank you for purchasing this quality product. Be sure to check all packing material carefully for small parts which may have come loose inside the carton during shipment. Identify, count all parts and compare with below parts list.

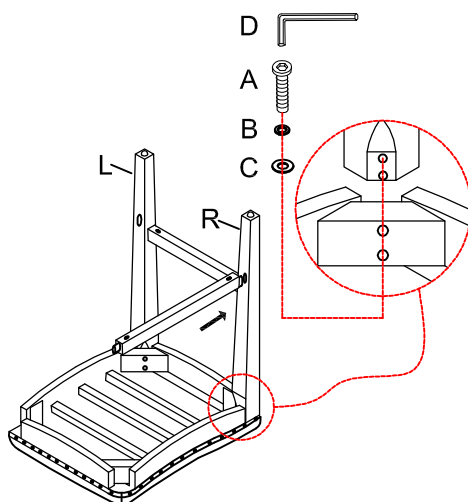


No.	Hardware		Q'ty
A		Bolt Ø1/4" X 1-3/4"	8 Pcs
B		Spring Washer Ø1/4"	8 Pcs
C		Flat Washer Ø1/4"	8 Pcs
D		Allen Wrench 5mm	1 Pc
E		Screw 8mm X 1-3/4"	8 Pcs

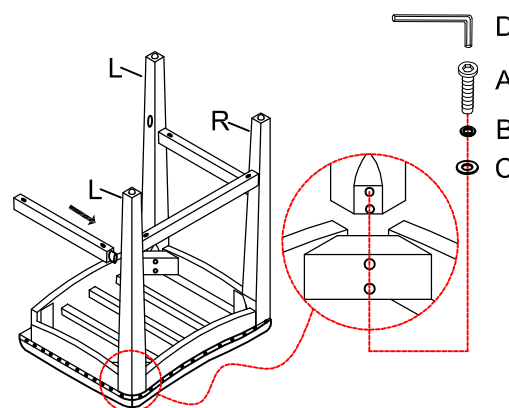
Step 1



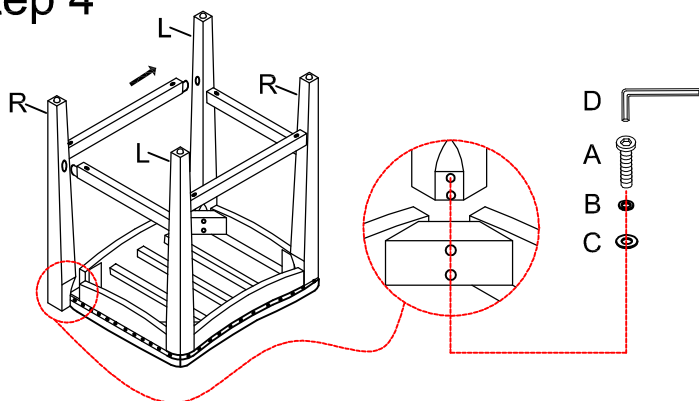
Step 2



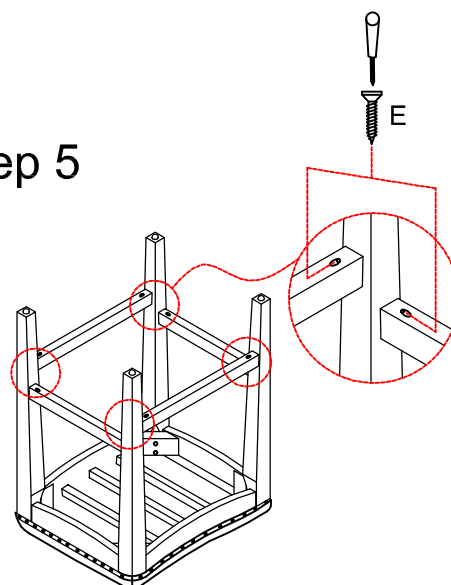
Step 3



Step 4



Step 5



Cleaning Instructions: Clean the goods surface with furniture polish and a soft cloth.