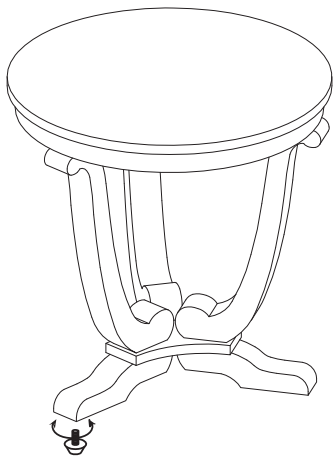


Assembly Instruction

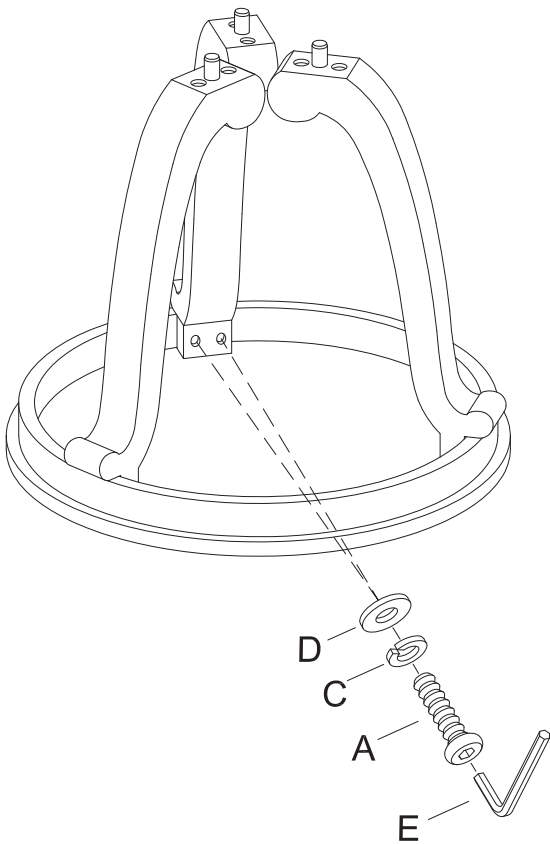
154-OT1020 End Table

Thank you for purchasing this quality product. Be sure to check all packing material carefully for small parts which may come loose inside the carton during shipment. Identify and count all parts and compare with the parts list below:

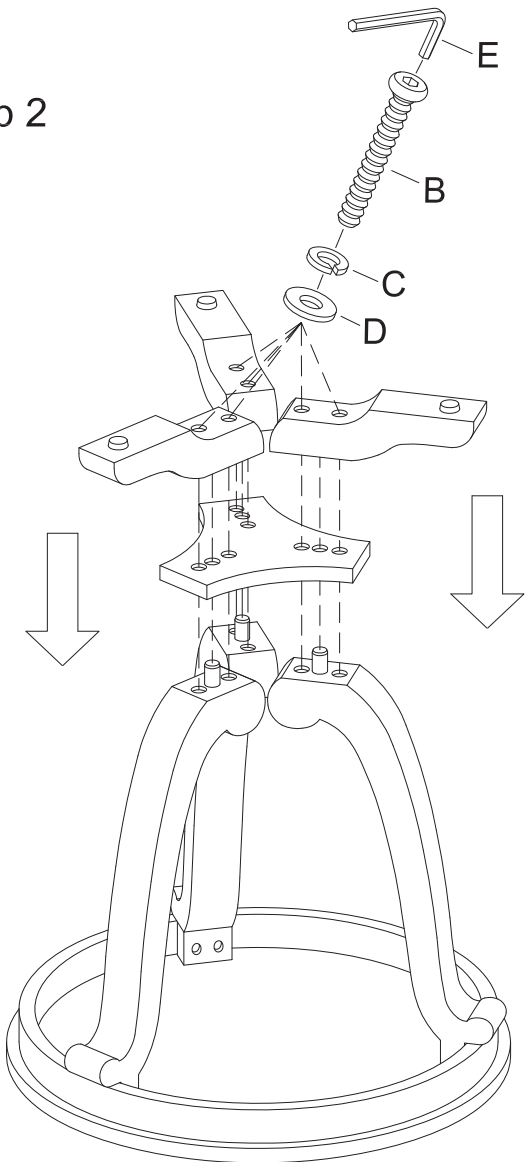


NO	HARDWARE LIST			Q'TY
A		Short Bolt	Ø1/4"*1-3/4"	6 PCS
B		Long Bolt	Ø1/4"*3"	6 PCS
C		Lock Washer	Ø1/4"	12 PCS
D		Flat Washer	Ø1/4"*16*1.5MM	12 PCS
E		Allen Wrench	4MM	1 PC

Step 1



Step 2



Cleaning Instructions: Clean the goods surface with furniture polish and a soft cloth.

MADE IN CHINA