

**CK916600TX**

**"MIRAGE" COCKTAIL TABLE**

**Assembly Instructions**




For assistance with assembly contact:

Southern Enterprises Inc.

Customer Service 1-800-633-5096

[service@seidal.com](mailto:service@seidal.com)

[www.seidal.com](http://www.seidal.com)



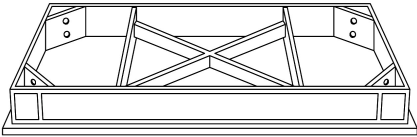


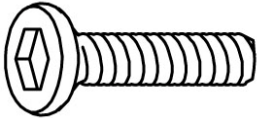

# "MIRAGE" COCKTAIL TABLE

## Parts List

Please review all parts and hardware before disposing of any packaging.

Call Customer Service if missing hardware. Do not return to store/retailer.


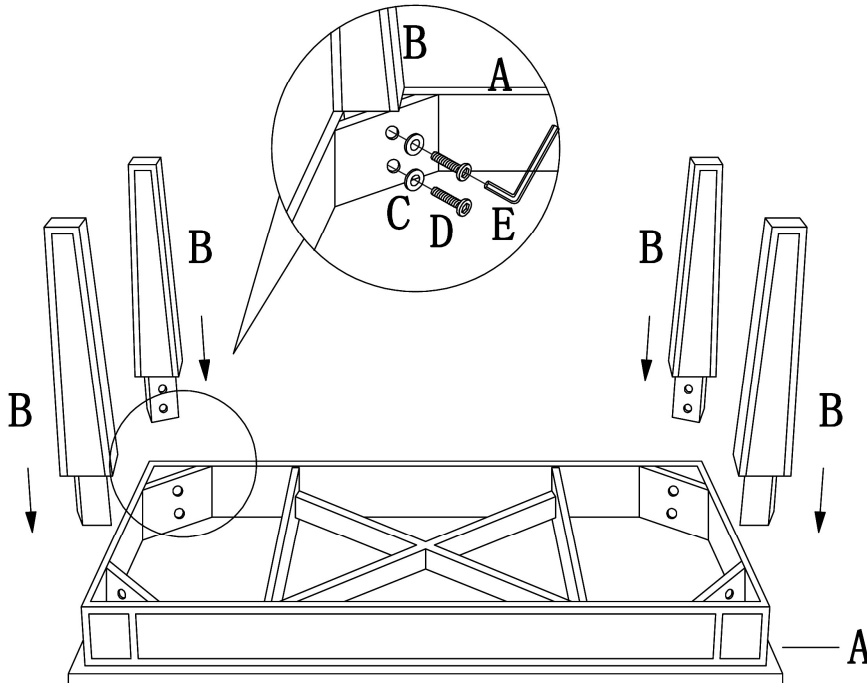
Using a screw that is too long will cause damage. Before beginning assembly, separate each type of screw. Carefully study the screw diagrams below.

<p><b>A</b></p> <p><b>Quality Of 1</b></p>  <p><b>Table frame</b></p>	<p><b>B</b></p> <p><b>Quality Of 4</b></p>  <p><b>Leg</b></p>
<p><b>C</b></p> <p><b>Quality Of 8</b></p>  <p><b>Washer</b></p>	<p><b>D</b></p> <p><b>Quality Of 8</b></p>  <p><b>Screw</b></p>
<p><b>E</b></p> <p><b>Quality Of 1</b></p>  <p><b>Allen wrench</b></p>	
<p><b>Care and Cleaning Instructions:</b> Before using, wipe with a clean, dry cloth. Avoid rubbing or scratching the surface with rough or abrasive objects.</p>	<p>For replacement parts or questions, please call Customer Service at 1-800-633-5096. Do not return product to store. Please call manufacturer for assistance, questions or parts.</p>

# "MIRAGE" COCKTAIL TABLE

## Assembly Instructions

### STEP 1



Unpack and lay parts on clean, padded surface like carpet or blanket. Check that you have all parts indicated on the front page

Attached the leg(B) to the top frame (A) by using screw(D) with washer(C), tighten it by Allan wrench(E)

Now your cocktail table is ready to use



Customer Service 1-800-633-5096  
service@seidal.com  
Southern Enterprises, Inc.  
600 Freeport Parkway, Suite 200  
Coppell, Texas, 75019

## CK916600TX-Parts Replacement Form

### Customer Information

Name \_\_\_\_\_

Address \_\_\_\_\_

City/State/Zip Code \_\_\_\_\_

Phone Number \_\_\_\_\_

Please indicate where you purchased this item: Store/ Website/  
Catalog

Please indicate color/size/style number:

Style No	Parts Letter	Parts Description	Quantity Needed

Missing or damaged hardware and/ or parts will be replaced free of charge. We do not sell parts. Southern Enterprises Inc. will provide replacement parts for only those items purchased within the last 9 months. If this product has not been purchased from our retail affiliates (within 9 months), we are under no obligation to provide parts or replacements merchandise. Parts will not be available for items arriving fully assembled. Parts will be sent if available from SEI

Please contact Southern Enterprises at 800-633-5096 or in Dallas (972) 869-0111/ 9am – 4pm Mon-Fri Central time if you have product issues with your purchase. Please ask for a customer service representative for issues involving damages or replacement parts. Please ask for a technical assistance representative for any issues with product assembly and product construction.

Please contact the retailer that you purchased from for returns.

**We'd love to hear from you! Email us photos of our products in your home at [sei@seidal.com](mailto:sei@seidal.com) and we might feature it on our site or use it to model one of our inspirational photos.**