



**Liberty Furniture**  
INDUSTRIES, INC

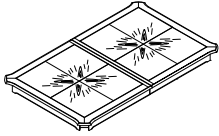

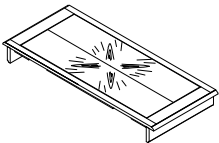
## ASSEMBLY INSTRUCTION

ITEM#: **244 - T4408**





DESCRIPTION: **RECTANGULAR LEG TABLE**

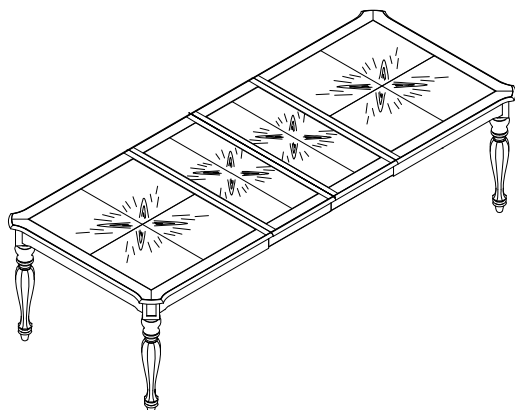
Thank you for purchasing this quality product. Be sure to check all packing material carefully for small parts which may have come loose inside the carton during shipment. Identify and count all parts and compare with the parts List Below:

### PART LIST:

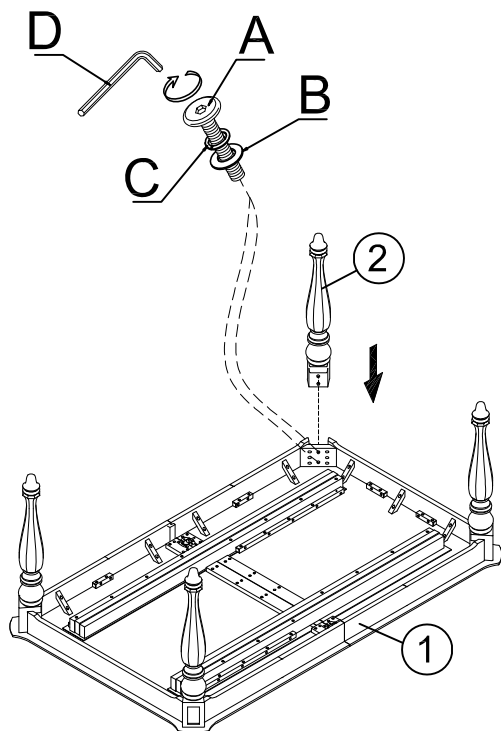
①	②	③
		
TABLE TOP:1PC	LEGS: 4PCS	LEAF:2PCS

### HARDWARE LIST

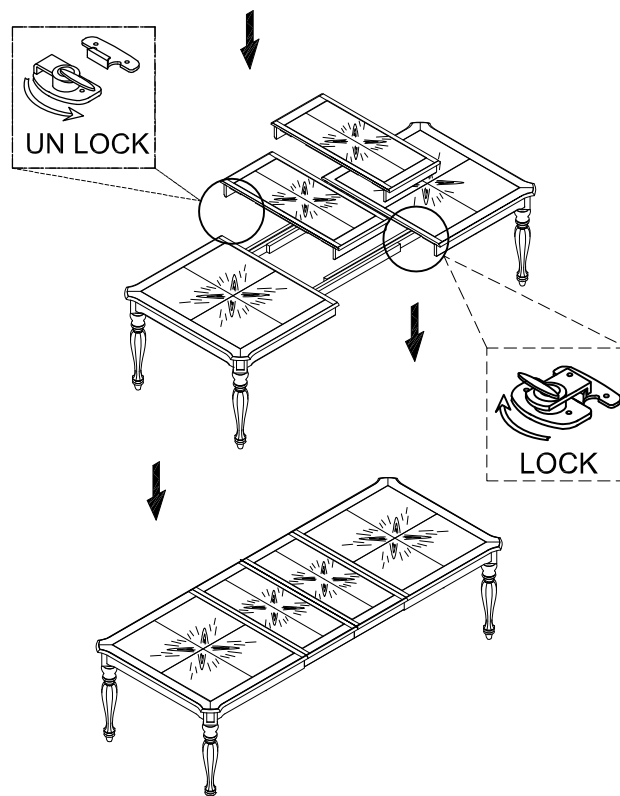
NO.	Drawing	Description	Q'ty
A		Bolt (Φ5/16"×2-1/2")	8pcs
B		Flat washer (Ø5/16"×23mm)	8pcs
C		Spring washer (Ø5/16")	8pcs
D		Allen wrench (5mm)	1pc



### STEP 1



### STEP 2



## CLEANING INSTRUCTION

Clean the Rectangular leg table surface with a furniture polish and a soft cloth.

Made in VietNam