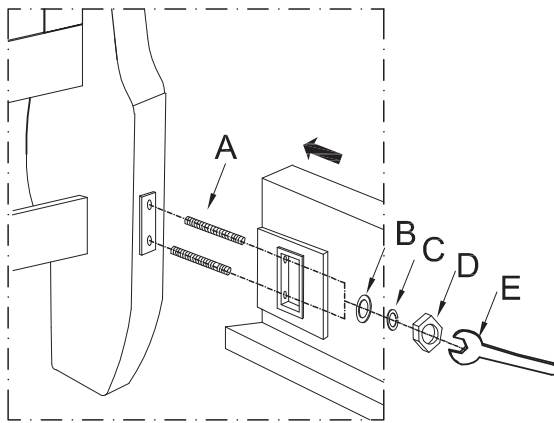


Assembly Instruction




Liberty Furniture
Industries, Inc

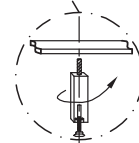
ITEM: 176-BR12H/BR12F/BR12R
56S Youth sleigh bed

Thank you for purchasing this quality product. Be sure to check all packing material carefully for small parts which may come loose inside the carton during shipment. Count all parts and compare with the parts list below:

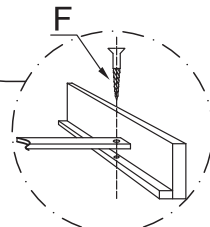


STEP 1

Parts List				
A		Bolt	Ø 5/16" * 3-1/2"	8 pcs
B		Flat washer	Ø 5/16" * 16MM	8 pcs
C		Lock washer	Ø 5/16" * 12MM	8 pcs
D		Nut	Ø 5/16"	8 pcs
E		Wrench	Ø 5/16"	1 pc
F		Screws	#8 * 1" L	6 pcs



STEP 2



STEP 3

Caution: Do not over tighten bolts.

* * Cleaning instructions :clean the surface with furniture polish and a soft cloth.

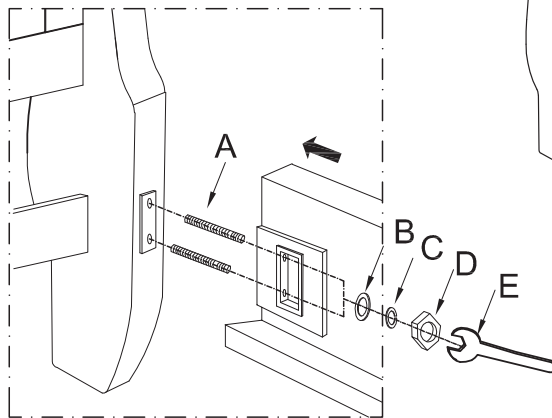
Made in China

Assembly Instruction

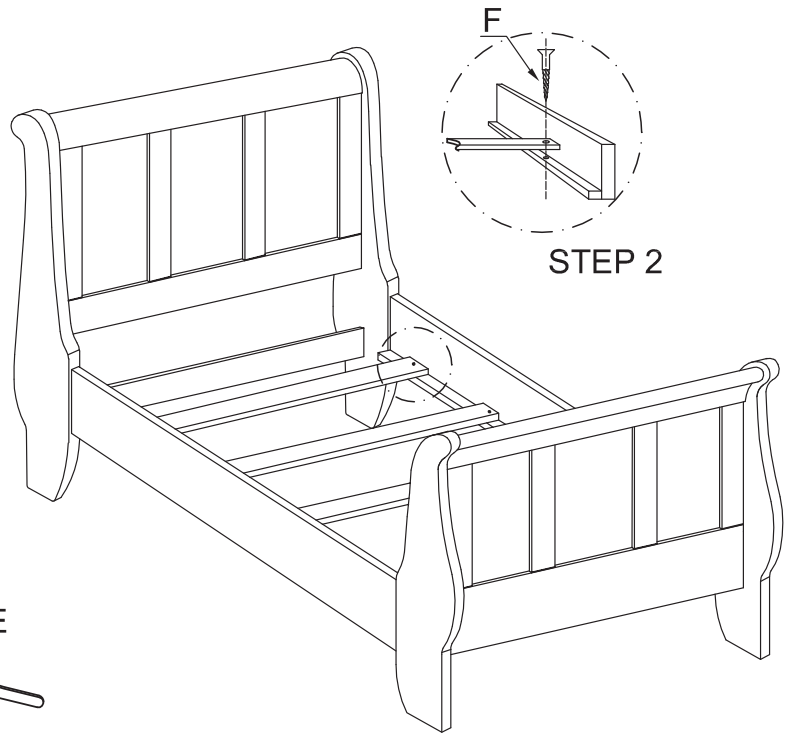
Liberty Furniture
Industries, Inc

ITEM: 176-BR11H/BR11F/BR11R
33SYouth sleigh bed







Thank you for purchasing this quality product. Be sure to check all packing material carefully for small parts which may come loose inside the carton during shipment. Count all parts and compare with the parts list below:



STEP 1



STEP 2

Parts List				
A		Bolt	Ø 5/16"×3-1/2"	8 pcs
B		Flat washer	Ø 5/16"×16MM	8 pcs
C		Lock washer	Ø 5/16"×12MM	8 pcs
D		Nut	Ø 5/16"	8 pcs
E		Wrench	Ø 5/16"	1 pc
F		Screws	#8×1"L	6 pcs

Caution: Do not over tighten bolts.

* * Cleaning instructions :clean the surface with furniture polish and a soft cloth.

Made in China