



**Liberty Furniture**  
INDUSTRIES, INC


# LIBERTY FURNITURE

## ASSEMBLY INSTRUCTION

ITEM# **231-OT 1030**

DESCRIPTION **SOFA TABLE**

Thank you for purchasing this quality product. Be sure to check all packing material carefully for small parts which may have some loose inside the carton during shipment. Identify and count all parts and compare with the parts List Below:




### PART LIST:

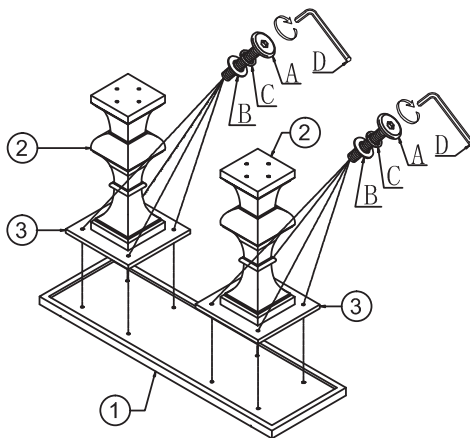
①	②	③	④
TABLE TOP:1PC	PEDESTAL:2PCS	MOUNTING PLATE:2PCS	BASE:1PC

HARDWARE LIST			
NO.	Drawing	Description	Q'ty
A		Bolt (Φ5/16"x1-1/2")	24pcs
B		Flat washer (Φ5/16"x23mm)	24pcs
C		Spring washer (Φ5/16")	24pcs
D		Allen wrench (5mm)	1pc

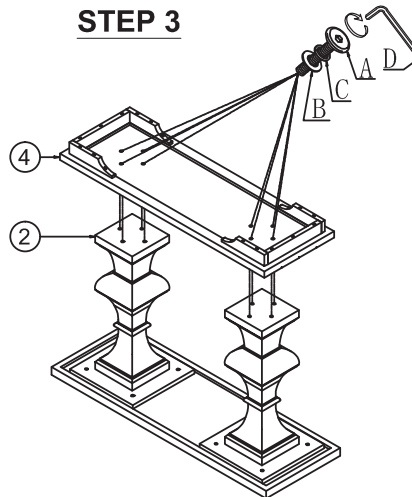
### STEP 1



### STEP 2



### STEP 3



### CLEANING INSTRUCTION

Clean the Chairside table surface with a furniture polish and a soft cloth.

Made in VietNam