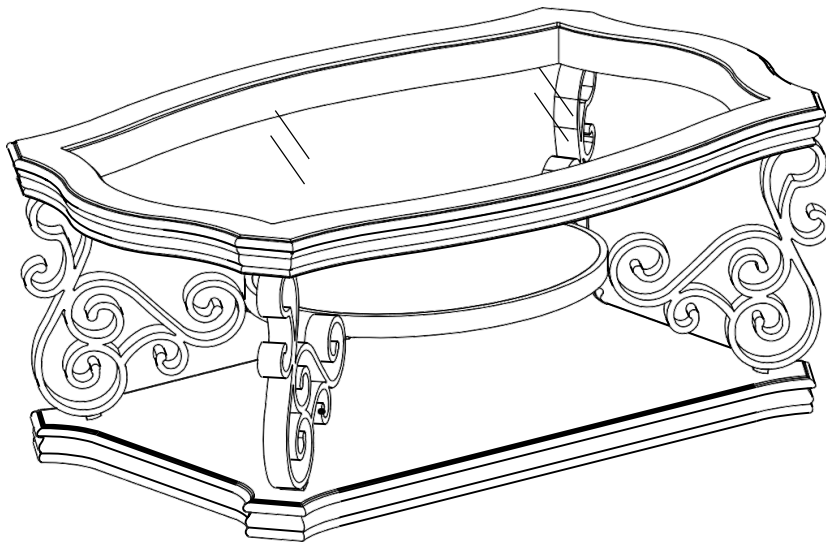


**ASSEMBLY INSTRUCTIONS**  
**COASTER FINE FURNITURE**



*Fine Furniture for every stage of life*

**702448**  
**Coffee Table**

ITEM: **702448**  
**ASSEMBLY INSTRUCTIONS**



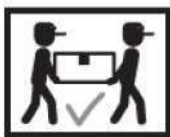
**ASSEMBLY TIPS:**

- 1. Remove hardware from box and sort by size
- 2. Please check to see that all hardware and parts are present prior to start of assembly
- 3. Please follow attached instructions in the same sequence as numbered to assure fast & easy assembly.

**WARNING!**





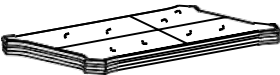


- 1. Don't attempt to repair or modify parts that are broken or defective. Please contact the store immediately.
- 2. This product is for home use only and not intended for commercial establishments.



**ASSEMBLY TIME**      **5 MINUTES**

**PARTS IDENTIFICATION**

AV	TOP		1PC
BV	GLASS		1PC
CV	METAL LEG		4PCS
DV	SHELF		1PC
EV	BASE		1PC

# ITEM: 702448

## ASSEMBLY INSTRUCTIONS



### ASSEMBLY TIPS:

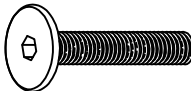


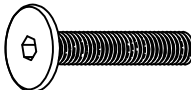




1. Remove hardware from box and sort by size
2. Please check to see that all hardware and parts are present prior to start of assembly
3. Please follow attached instructions in the same sequence as numbered to assure fast & easy assembly.

### WARNING!



1. Don't attempt to repair or modify parts that are broken or defective. Please contact the store immediately.
2. This product is for home use only and not intended for commercial establishments.

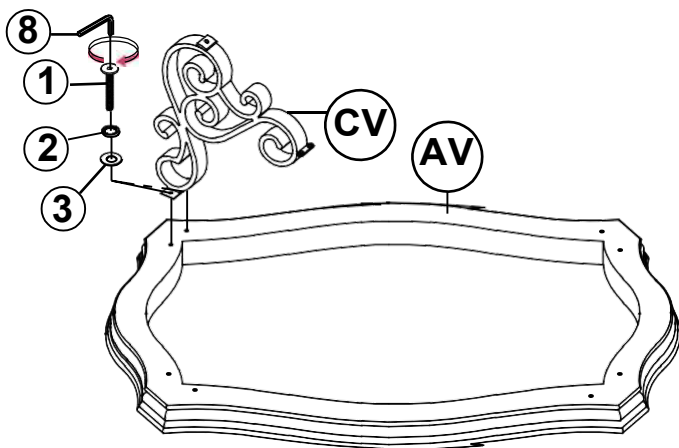
## HARDWARE IDENTIFICATION

1	<b>SHORT BOLT</b> (M6 x 20mm - RBW)		16PCS
2	<b>SMALL LOCK WASHER</b> (M6 - RBW)		16PCS
3	<b>SMALL FLAT WASHER</b> (M6 - RBW)		16PCS
4	<b>LONG BOLT</b> (M8 x 25mm - RBW)		4PCS
5	<b>BIG LOCK WASHER</b> (M8 - RBW)		4PCS
6	<b>BIG FLAT WASHER</b> (M8 - RBW)		4PCS
7	<b>LEVELER</b>		4PCS
8	<b>ALLEN WRENCH</b> (M4 - BLK)		1PC

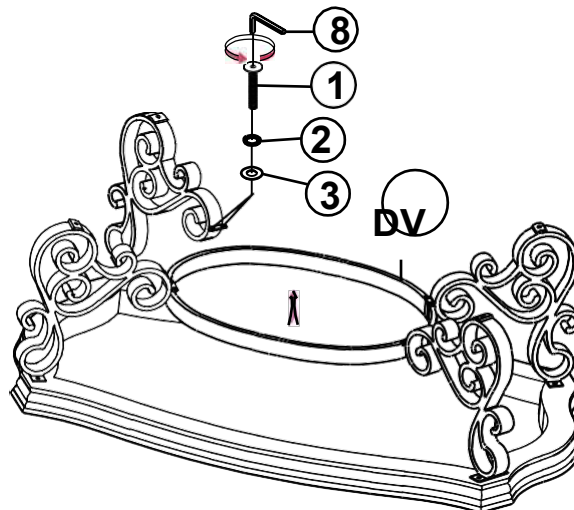
ITEM: **702448**

## ASSEMBLY INSTRUCTIONS

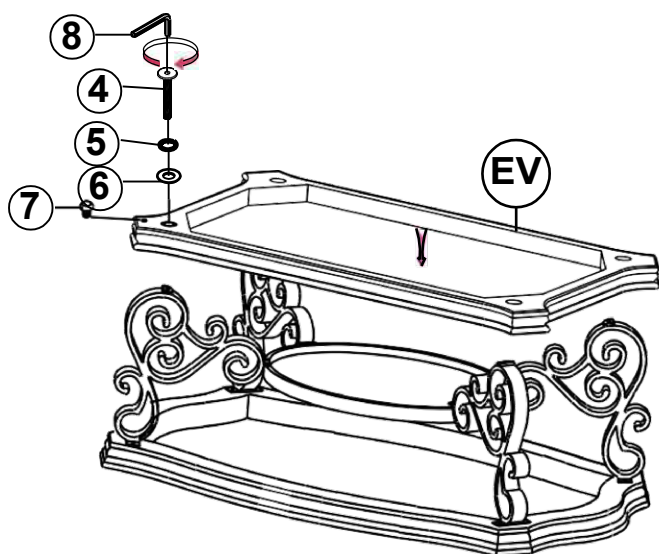
### STEP 1



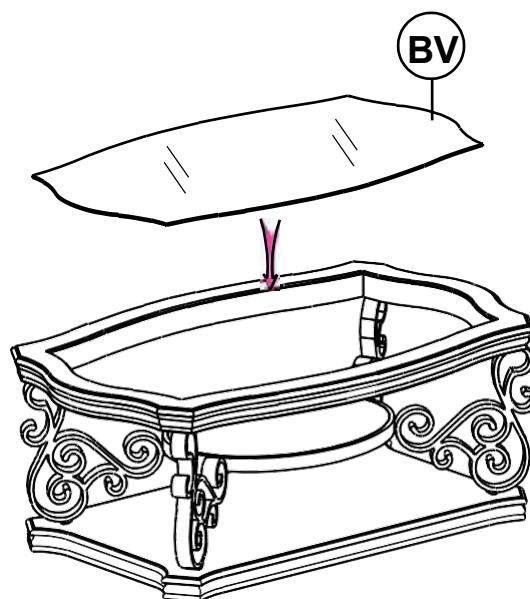
### STEP 2



### STEP 3



### STEP 4



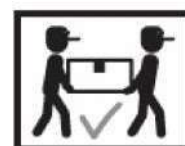
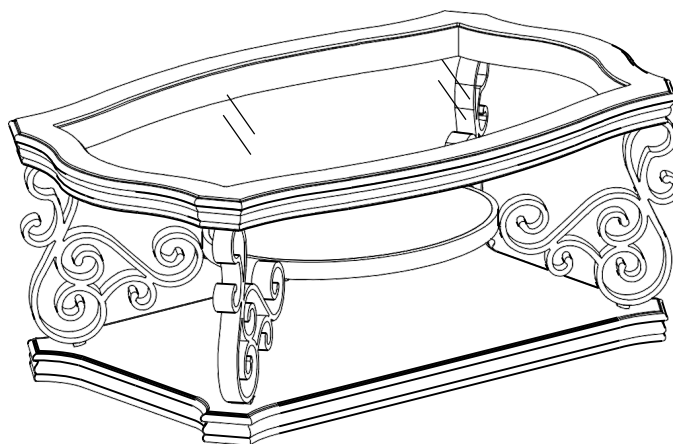
ITEM: **702448**

## ASSEMBLY INSTRUCTIONS

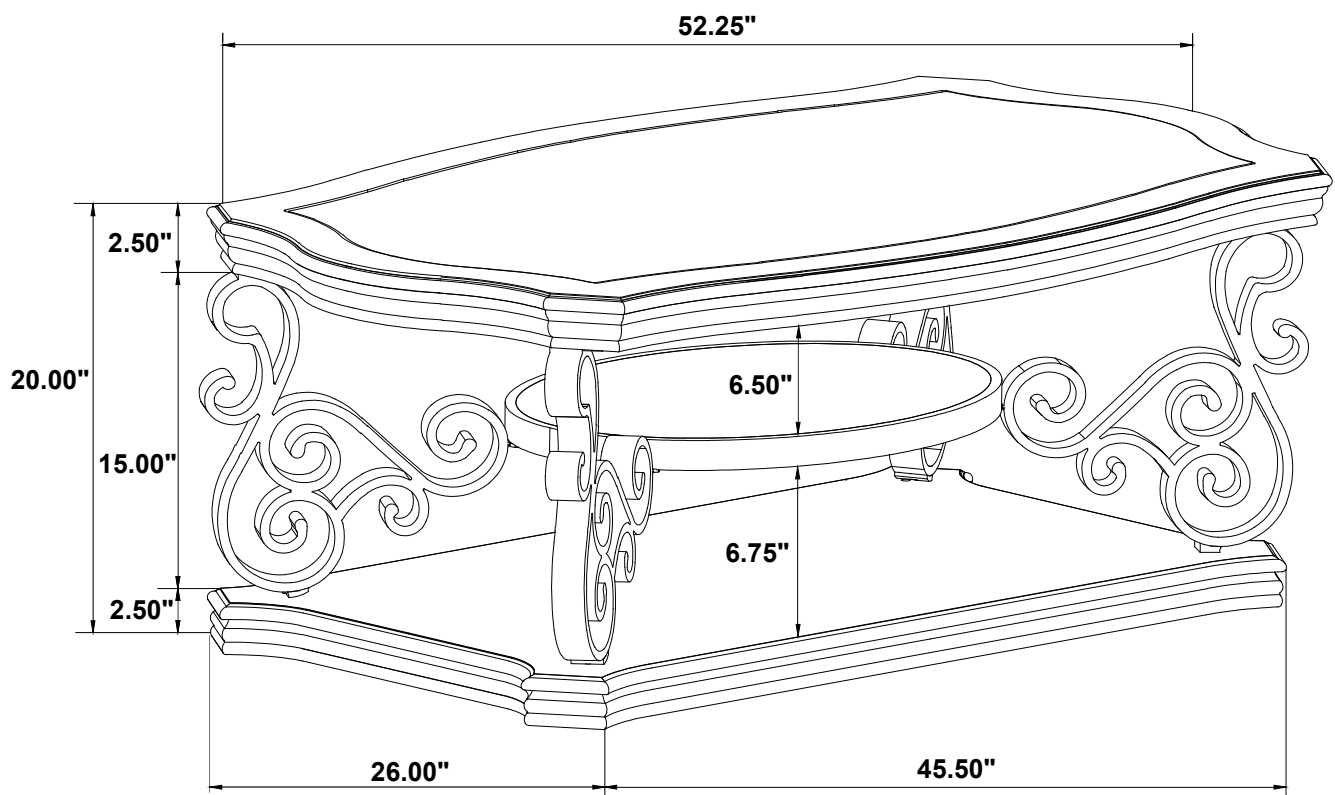


### **STEP 5**

### **COMPLETE**



ITEM: **702448**



**Note: Dimension tolerance  $\pm 5\%$**