






STYLE NO: H08801  
BLACK 2-DRAWER WRITING DESK  
BLACK FINISH

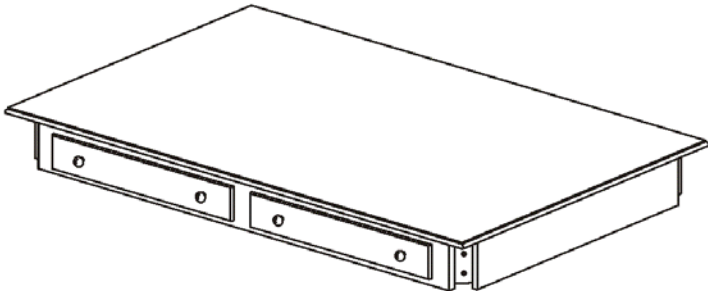
SOUTHERN ENTERPRISES INC.  
RELAX... If you can follow a few easy, step-by-step directions  
in order. YOU CAN ASSEMBLE THIS ITEM.  
PLEASE FIND HARDWARE IN RED POLY BAG BEFORE DISCARDING PACKING MATERIAL.

HARDWARE LIST

A	B
	
WASHER 8PCS	ALLEN BOLT 8PCS
C	
 ALLEN KEY 1PC	

PARTS LIST

(1) TOP FRAME X 1PC



(2) LEG X 4PCS

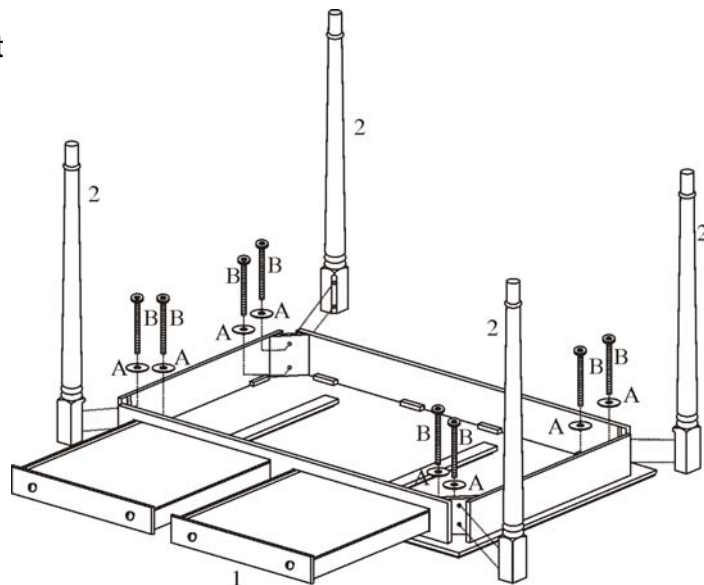


# ASSEMBLY INSTRUCTION

\* Do not tighten screws & bolts until the entire unit is completely assembled.

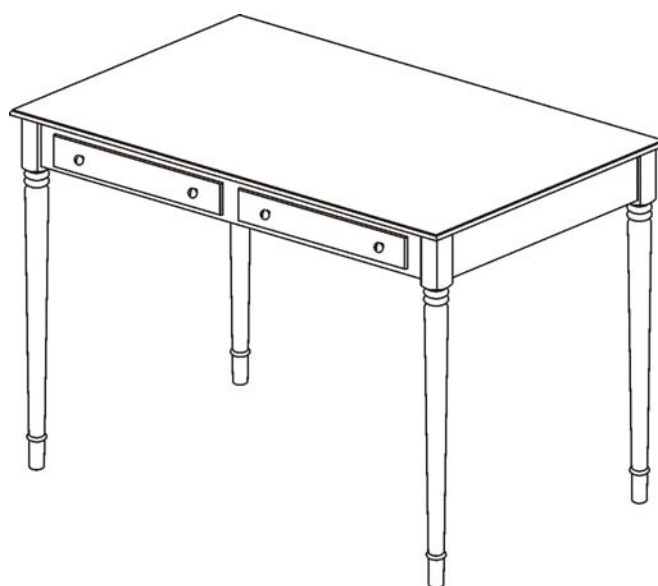
**FIGURE 1**

1. Put Top Frame (1) upside down on a soft working surface.
2. Put the Washers(A) into Allen Bolts (B), attach the Legs(2) into corner block with Allen Bolts (B) by Allen Key(C).
3. Fasten the Allen Bolt (B).



**FIGURE 2**

Turn the assembly right side up



**"WE WILL SHIP PARTS IF AVAILABLE" " THIS IS NOT A WARRANTY"**

Please count, identify and compare parts and hardware list to be sure all parts are present. It may help to divide parts and label them to correspond with part list. Extra hardware may be included. If any items are missing, please contact our parts/service department at (800)633-5096 or in Dallas (972)869-0111/9am-4pm Mon-Fri Central time. Missing or damaged hardware and/ or parts will be replaced free of charge. WE DO NOT SELL PARTS. WE DO NOT RECOMMEND MODIFYING PRODUCT(S) AND WE ARE NOT RESPONSIBLE FOR ANY DAMAGES DUE TO PRODUCT MODIFICATION(S). If this product has not been purchased from our retail affiliates (within 9 months), we are under no obligation to provide parts or replacement merchandise. Parts will not be available for items arriving fully assembled.

**PARTS REPLACEMENT FORM**

STYLE NO: HO8801 BLACK 2-DRAWER WRITING DESK

Customer Name	PARTS LETTER	PART DESCRIPTION	QUANTITY NEEDED
_____			
<u>Street, City, State, Zip</u>			
_____			
<u>Phone#</u>			
_____			



\_\_\_\_\_  
Please indicate Where you purchased this item.  
Store/ Website/ catalog

SOUTHERN ENTERPRISES INC.  
P.O. Box 59996 Dallas, Texas 75229

\_\_\_\_\_  
Please indicate color / size / style number

/ /