


Assembly Instruction

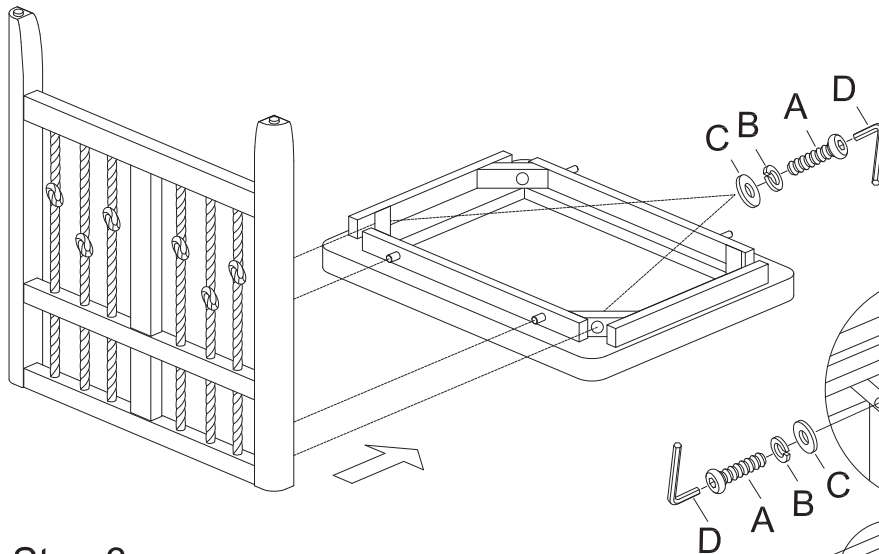
169-OT1021 Chair Side Table
469-OT1021 Chair Side Table

Thank you for purchasing this quality product. Be sure to check all packing material carefully for small parts which may come loose inside the carton during shipment. Identify and count all parts and compare with the parts list below:

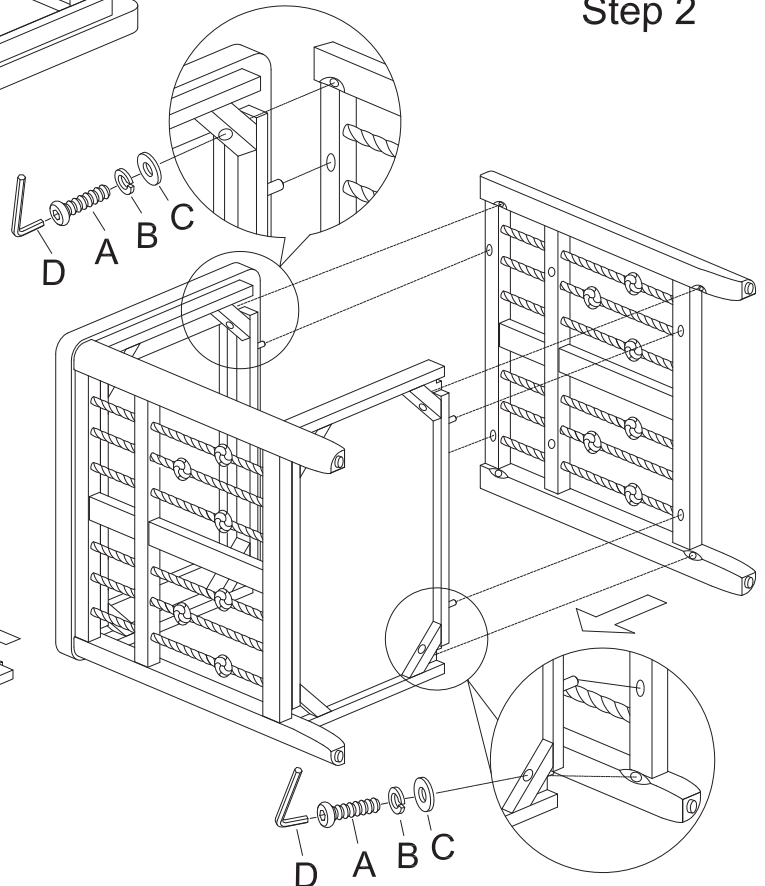
NO.	HARDWARE LIST			Q'TY
A		Bolt	Ø1/4"*2-3/4"	8 PCS
B		Lock Washer	Ø1/4"	8 PCS
C		Flat Washer	Ø1/4"*16*1.5mm	8 PCS
D		Allen Wrench	4mm	1 PC
E		Shelf Holder	28*13*18mm	4 PCS



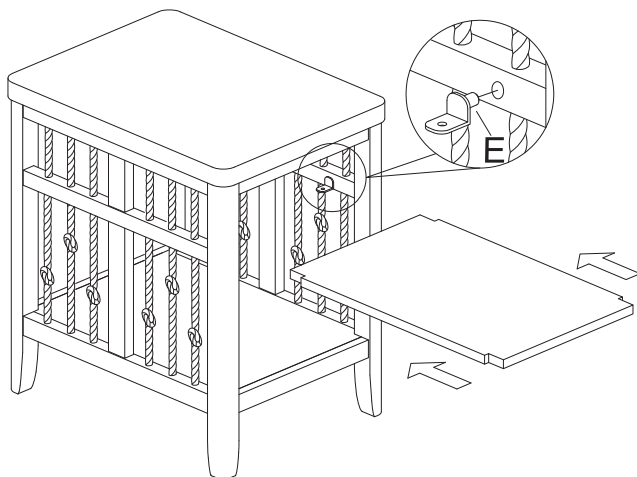
Step 1



Step 2



Step 3



Cleaning Instructions: Clean the goods surface with furniture polish and a soft cloth.