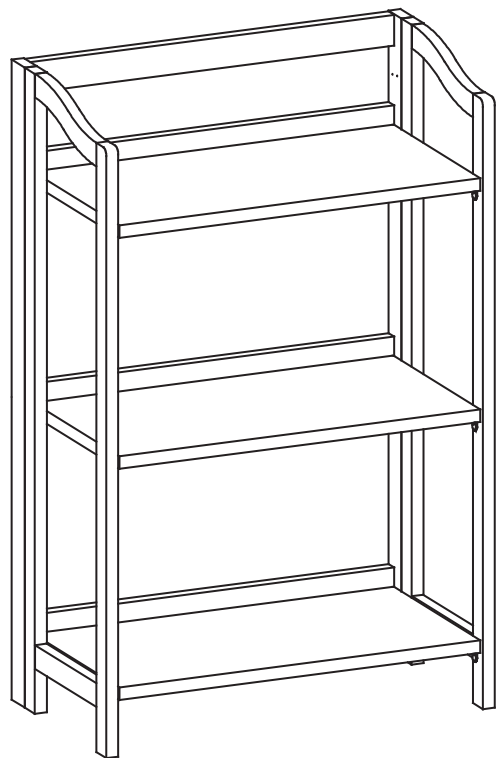


# Assembly Instruction Sheet for Item# 337-3X Stratford 3-Shelf Folding Bookcase



## Anti-Tipping



Screws F6 x 5/8"  
RF10004  
4 pcs.



Screws F6 x 1 1/4"  
RF10002  
2 pcs.



L-Bracket  
RF50003  
2 pcs.




Diagram 1.

**Step 1** : Gently lean the closed bookcase against the wall with a slight tilt to the back unfold side panels as per Diag.1.

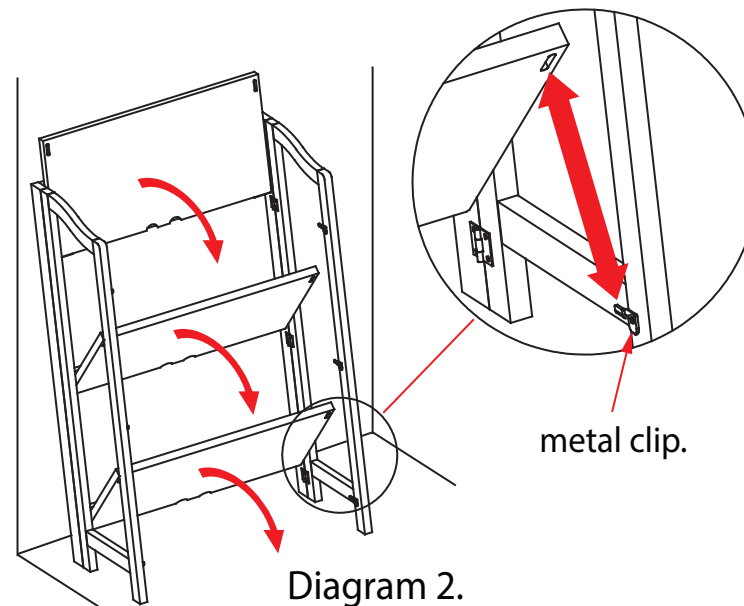
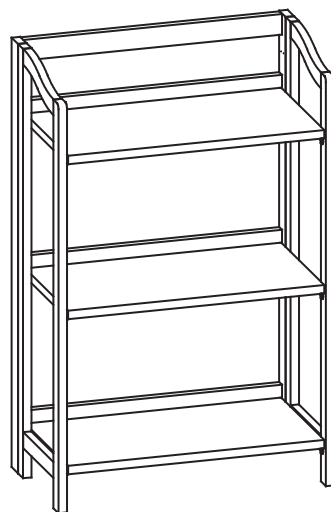


Diagram 2.

**Step 2** : Unfold each shelves rest on the metal clip as per Diag.2.



The completed unit.

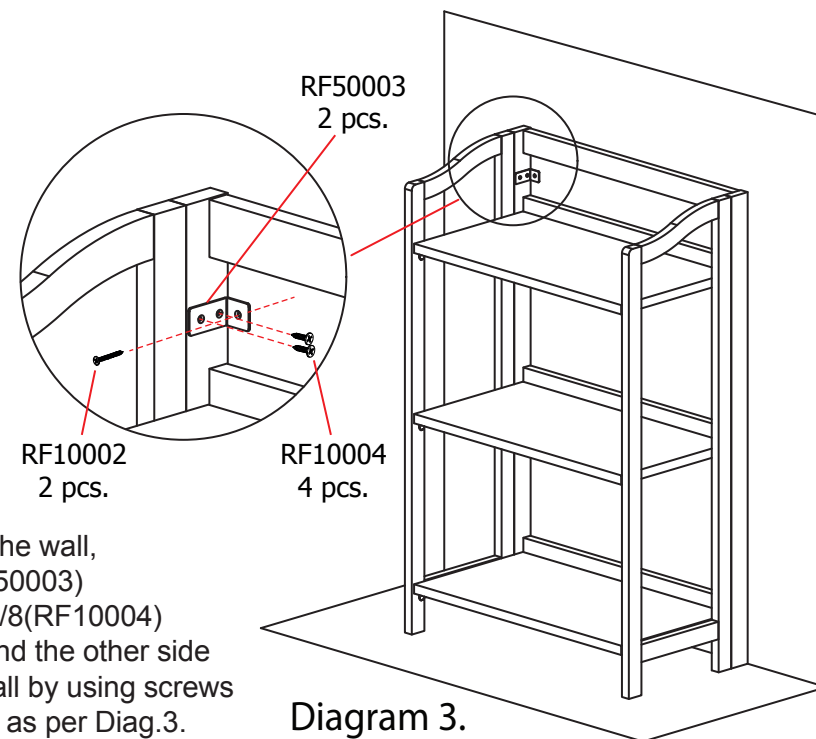


Diagram 3.

## Anti-Tipping

To attach the shelf to the wall, attach L Brackets (RF50003) by using screws F6x 5/8(RF10004) on each side panels and the other side of L Brackets to the wall by using screws F6 x 1 1/4" (RF10002) as per Diag.3.