


# ASSEMBLY INSTRUCTIONS

## COASTER FINE FURNITURE



*Fine Furniture for every stage of life*

**130006**  
***3Pc Dining Set***

REVISION 0: 06/19/2011  
REVISION 1: 09/13/2011  
REVISION 2: 05/13/2016  
REVISION 3: 11/13/2020

# ITEM : 130006

## ASSEMBLY INSTRUCTIONS



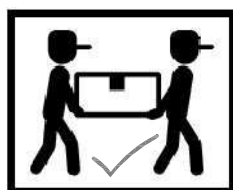
### ASSEMBLY TIPS :

1. Remove hardware from box and sort by size.
2. Please check to see that all hardware and parts are present prior to start of assembly.
3. Please follow attached instructions in the same sequence as numbered to assure fast & easy assembly.



### WARNING !

1. Don't attempt to repair or modify parts that are broken or defective. Please contact the store immediately.
2. This product is for home use only and not intended for commercial establishments.



ASSEMBLY TIME

60 MINUTES

## PARTS IDENTIFICATION

A	TABLE TOP		1PC
B	TABLE LEG		4PCS
C1	RIGHT CHAIR LEG FRAME		2PCS
D1	LEFT CHAIR LEG FRAME		2PCS
E	FRONT & BACK RAIL		4PCS
F	TOP & BOTTOM BACK SLAT		4PCS
G	MIDDLE BACK SLAT		2PCS
H	SEAT CUSHION		2PCS

# ITEM : 130006

## ASSEMBLY INSTRUCTIONS



### ASSEMBLY TIPS :

1. Remove hardware from box and sort by size.
2. Please check to see that all hardware and parts are present prior to start of assembly.
3. Please follow attached instructions in the same sequence as numbered to assure fast & easy assembly.


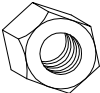




### WARNING !


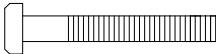



1. Don't attempt to repair or modify parts that are broken or defective. Please contact the store immediately.
2. This product is for home use only and not intended for commercial establishments.

## HARDWARE IDENTIFICATION

### TABLE

1	<b>WRENCH</b> (12.8 MM - RBW)		1PC
2	<b>HEX NUT</b> (5/16" - RBW)		8PCS
3	<b>LOCK WASHER</b> (5/16" - RBW)		8PCS
4	<b>FLAT WASHER</b> (5/16" - RBW)		8PCS

### CHAIR

5	<b>ALLEN WRENCH</b> (M4 x 63MM - BLK)		1PC
6	<b>BOLT</b> (M6 x 50mm - RBW)		16PCS
7	<b>BARREL NUT</b> (M6 x 12mm - ZINK)		16PCS
8	<b>PAN HEAD SCREW</b> (#8 x 1 1/4" - BLK)		8PCS
9	<b>WOOD DOWEL</b> (M10 x 25MM)		8PCS

### NOTE :

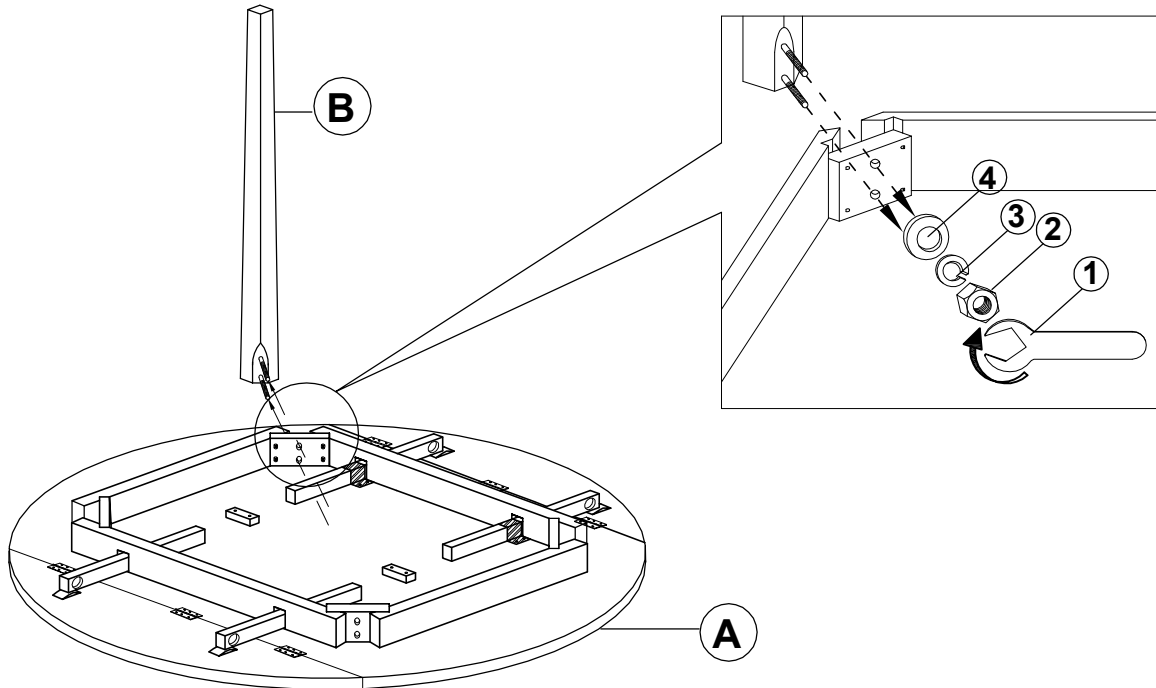
Phillips head screw driver is required in the assembly process. However, manufacturer does not provide this item.

ITEM: **130006**

## ASSEMBLY INSTRUCTIONS



### STEP 1



### STEP 2

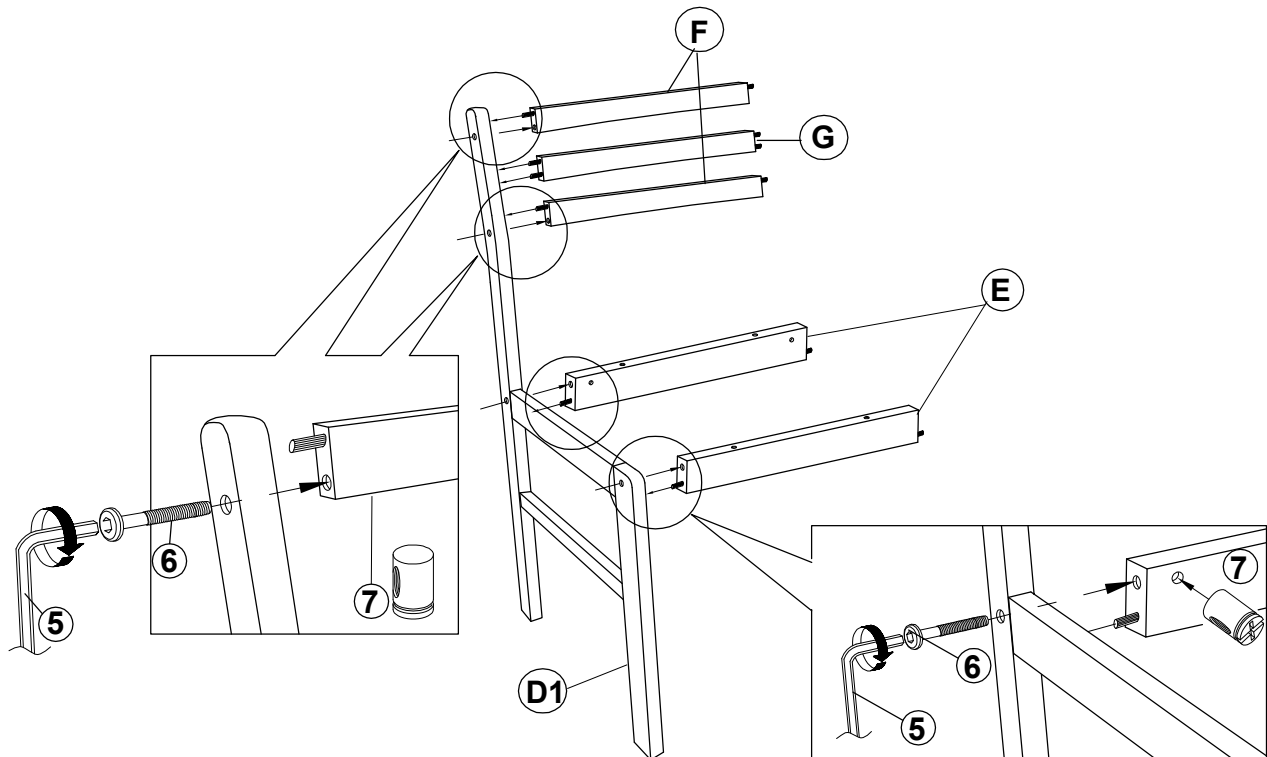


ITEM: **130006**

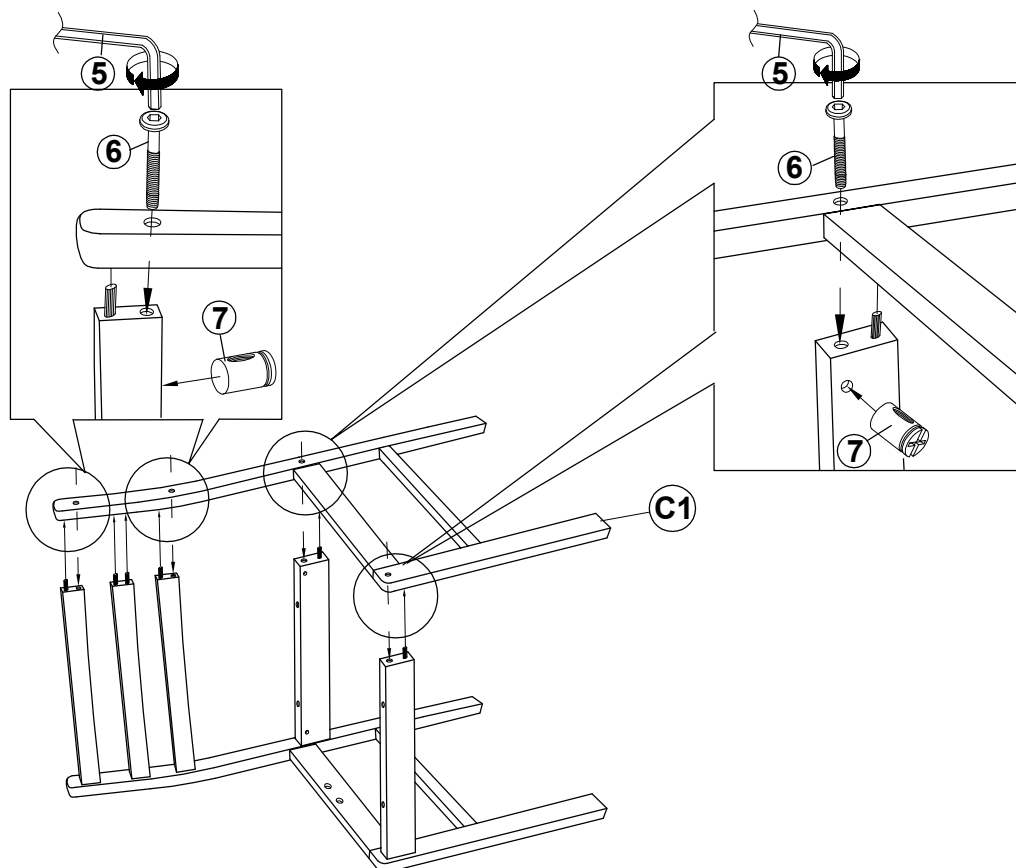
## ASSEMBLY INSTRUCTIONS



### STEP 3



### STEP 4

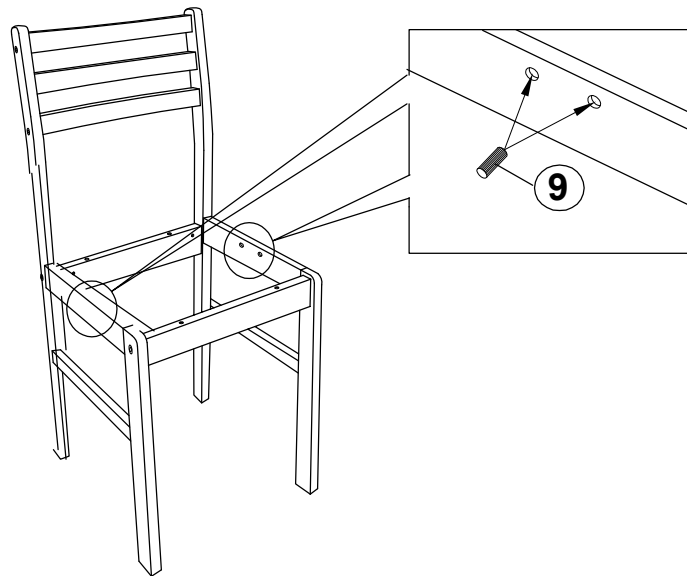


ITEM: **130006**

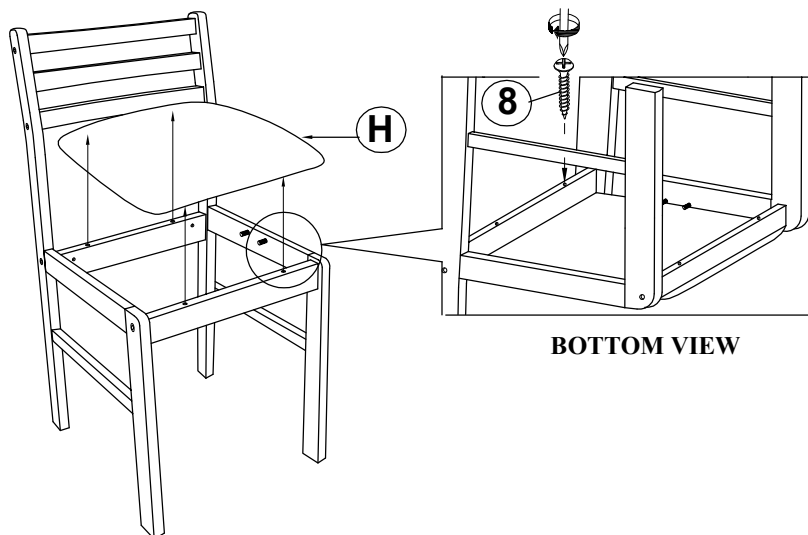
## ASSEMBLY INSTRUCTIONS



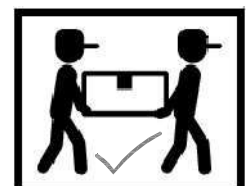
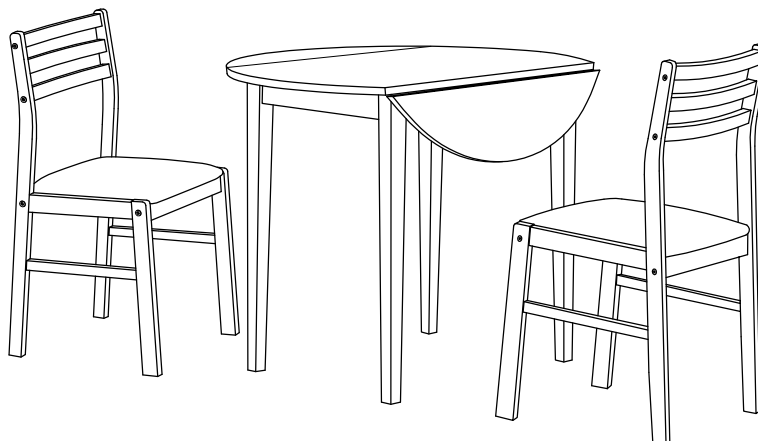
### STEP 5



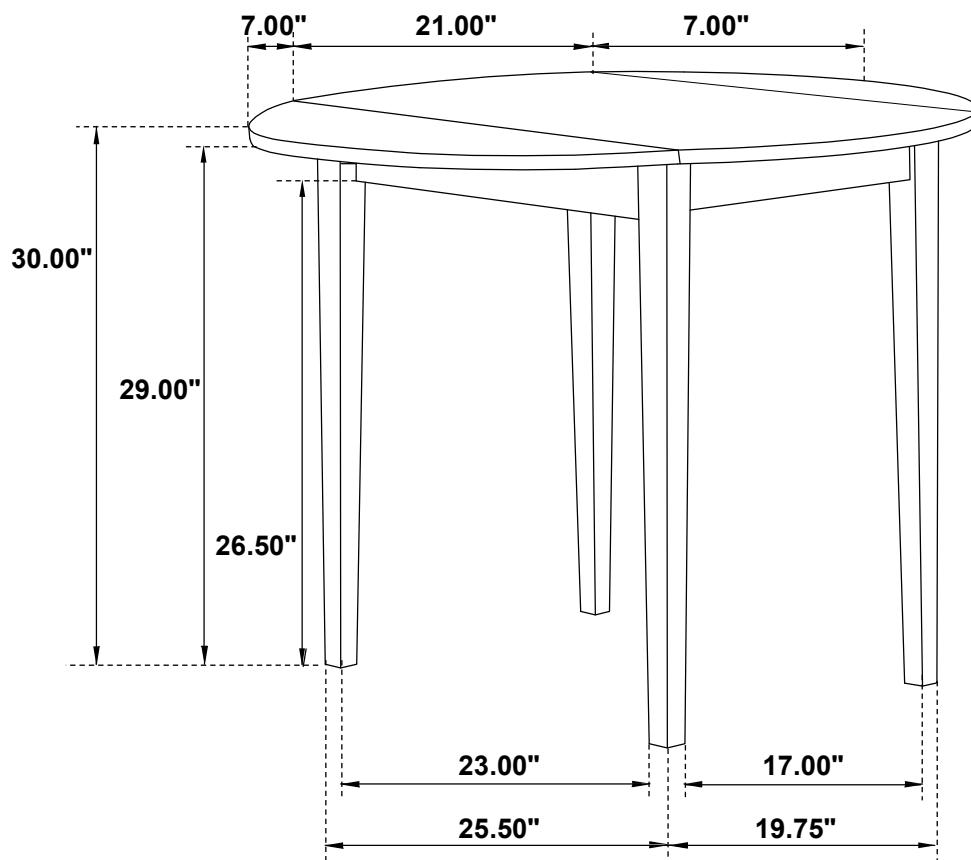
### STEP 6



### STEP 7 **COMPLETE**

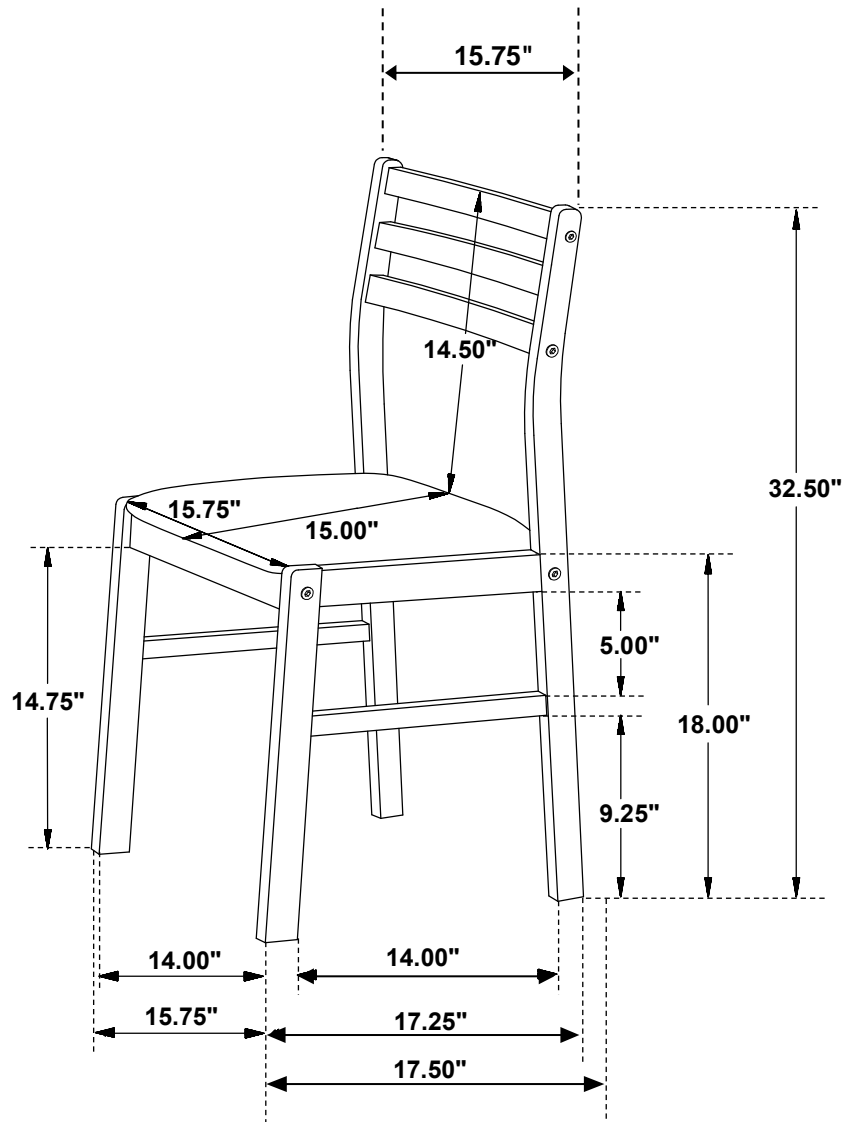


ITEM: **130006**



**Note: Dimension tolerance  $\pm 5\%$**

ITEM: **130006**



**Note: Dimension tolerance  $\pm 5\%$**