



John Louis Home

Closet Organizer Buying Guide

An unorganized messy closet often spills into the rest of your space. A shirt not hung, shoes randomly on the floor, a belt over here, a bag over there. Imagine it all organized. John Louis Home provides you the solution to a neat, tidy well organized space that looks and feels great. You'll feel the same too.

This quick guide helps you determine what your organizational needs and requirements are and which storage solution is right for you.

1 BEFORE YOU CHOOSE

What type of closet & door do I have?

Your closet type and door type play a pivotal part in determining the John Louis Home organizer that is right for you. The most common type of bedroom closet is the Reach-in. Reach-in closets are typically 24in. or less in depth (although they can be greater than 24in.) and it is recommended to use a 12in. deep organizer to allow for easy access to top shelf storage. If the doors are floor to ceiling you can use either 12in. or 16in. depth organizers. It all depends on your preference.

Walk-in closets are as many sizes as you can think of. There is no set standard. When dealing with large closets, it's your choice whether to use a 12in. or 16in. depth organizer. Just make sure to allow space so you can move around easily within the closet.

			
Reach-in Outward	Reach-in Sliding	Reach-in Bi-fold	Walk-in
✓ 12in. or 16in. Deep Organizer	✓ 12in. Deep Organizer	✓ 12in. Deep Organizer	✓ 12in. or 16in. Deep Organizer

What are my closet dimensions?

When planning your closet makeover make sure you have your closet measurements ready. For a reach-in closet note the width (side to side), depth (front to back) and height (floor to ceiling). For a walk-in closet note the width of each wall (side to side), height (ceiling to floor) and cut-out locations (windows, doors or other obstacles). This will make sure the storage solution you choose will work in the space so you know how many options you can use.

2

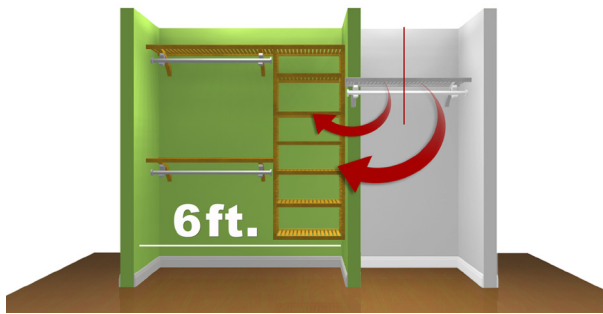
THE JOHN LOUIS HOME SOLUTION

John Louis Home closet solutions were designed for the DIY'er in all of us. From a novice to expert anyone can do. It just takes time. The same way you would take a day to paint a room, it requires time to install a new closet.

Installing a closet organizer will take the following tools: A pencil, level, tape measure, screw driver (preferably a battery powered screw gun) and a fine toothed saw for cutting shelves (preferably a chop saw or reciprocating saw). A buddy is always helpful but not necessary.

The Cut-To-Fit system & how it works.


John Louis Home closet organizers are an off the floor cut to fit system. Each organizer has multiple configuration options. Some are included with your instructions or you can create your own.



- ✓ **You cut 1-2 shelves to your exact closet dimension.**
- ✓ **How you position the shelves creates the desired width.**
- ✓ **Excess cuts are used back within the system.**
- ✓ **You gain more shelving the smaller the closet.**

Planning your space.

When planning a design for your space plan on one organizer per wall. Pick your configuration for the wall from the choices included in the organizer assembly instructions or create your own.



- ✓ **All organizers fit closets 10ft. wide or less.**
- ✓ **Multiple design options available or create your own.**
- ✓ **Create corner turns by positioning perpendicular shelves at the same height.**
- ✓ **Create designs on opposite walls & join together with a shelf.**

Add accessories & more to your closet organizer.

Use the full potential of walk-in closets to create a fashionable and functional space by integrating additional accessory towers, shelf runs and more to an organizer configuration.



Increase your overall functionality and design.



Drawers offer a great way to store items & doors keep item out of sight.




As your needs expand you can add in more shelves, hanging or accessories.

3 CHOOSING AN ORGANIZER



Pick your shelf depth.

Pick the shelf depth that works best for your needs. Its best to use 12in. deep organizers for reach-in closets 24in. in depth and for tight or narrow walk-in closets with limited space. The 16in. deep organizers are designed for deep set reach-in closets or average to large walk-in closets. For unique spaces be creative and mix depths to maximize storage space.

12in. Deep	 <ul style="list-style-type: none">- Reach-in closets 24in. deep or less- Small, narrow walk-in closets- Limited Space
16in. Deep	 <ul style="list-style-type: none">- Deep reach-in closets over 24in.- Walk-in Closets



Pick your garment bar type.

Solid wood or metal garment bar? Wood garment bars provide a unique style and highlight the beauty of a real wood in your space. When using wood garment bars you will not be able to slide the hanger unobstructed from on side to the other. Wood garment bars are optimal when you don't need large amounts of hanging storage. Metal garment bars are ideal when you require large amounts go hanging storage. This bar type allows you to slide the hanger freely form one side to the other while providing a contemporary style.

Wood Bar	 <ul style="list-style-type: none">- 12in. Deep Standard Organizer- 12in. Deep Simplicity Organizer
Metal Bar	 <ul style="list-style-type: none">- 12in. Deep Premier Organizer- 16in. Deep Deluxe Organizer- 12in. & 16in. Deep Woodcrest Organizer

Pick your accessory tower type.

Organizer towers are designed to handle multiple organizer accessories ranging from drawers to shelves to pant racks and more. Each organizer “Brand Collection” uses a different tower type. The John Louis Home organizer collection uses a 6ft. tall tower with ventilated sides able to handle drawers, adjustable shelves, doors, baskets and more. The Woodcrest organizer collection uses a 4ft. tall tower with solid raised panel sides creating a “Cabinet” style tower able to handle drawers and adjustable shelves. The 4ft. size offers versatility in how the tower is used. Use on the floor to create a drawer or shoe cabinets, use stacked to create a floor to ceiling tower, or position anywhere on the wall within your closet design.

4ft. Tower	 <ul style="list-style-type: none"> - 24in. Interior Width - Solid Raised Panel Tower Sides - Works with Woodcrest System ONLY
6ft. Tower	 <ul style="list-style-type: none"> - 24in. Interior Width - Ventilated Tower Sides - Works with John Louis System ONLY

What accessories will work with my organizer?

Accessories can take your organization to the next level. Drawers offer additional organization of your space while enhancing the overall style & elegance of your closet. Glass doors hide shelf contents and belt & tie racks are the perfect place to organize those difficult items for easy access. Most accessories can be used with most organizer types however some only work with specific organizers or are only available in certain sizes. Knowing which accessories work with each organizer allows you to match the right organizer to your exact storage needs.

	12in. Deep Standard Organizer	12in. Deep Simplicity Organizer	12in. Deep Premier Organizer	12in. Deep Woodcrest Organizer	16in. Deep Deluxe Organizer	16in. Deep Woodcrest Organizer
Adjustable Shelf 2-Pack		✓	✓	✓	✓	✓
Fluted Glass Doors		✓	✓		✓	✓
Solid Wood Drawers				✓ 6in. Deep	✓ 6in., 8in., & 10in. Deep	✓ 6in. Deep
6ft. Tall Accessory Tower	✓	✓	✓		✓	
4ft. Tall Accessory Tower				✓		✓
Under Shelf Mount Belt/Tie Rack	✓	✓	✓	✓	✓	✓
Tower Mount Belt/Tie Rack		✓	✓	✓	✓	✓
Side Load Pant Rack	✓	✓	✓	✓	✓	✓
Front Load Pant Rack					✓	✓
Valet Rod		✓	✓	✓	✓	✓

John Louis Home storage solutions can help even the most disorganized create a clean crisp organized space that is beautiful and stylish. Enhance your space today!