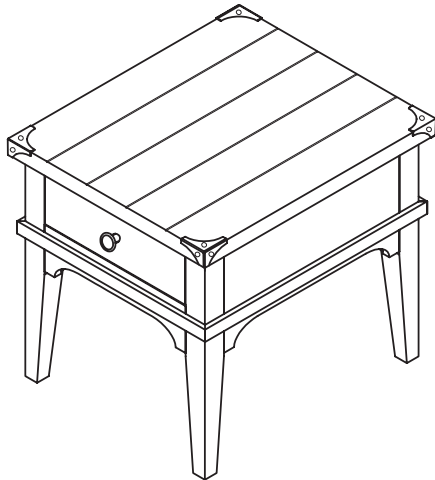






# ASSEMBLY INSTRUCTION

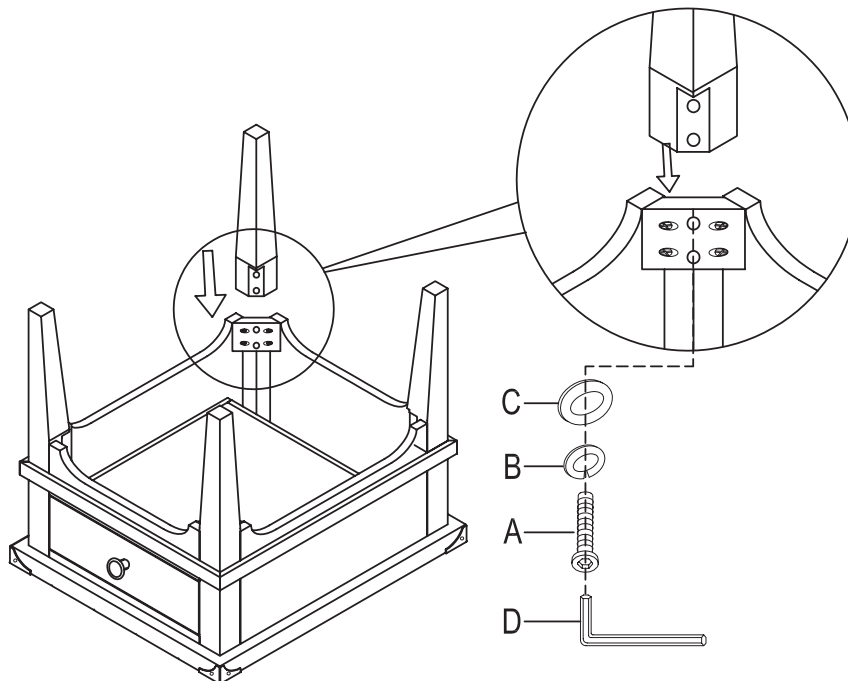
316-OT1020 End Table

Thank you for purchasing this quality product. Be sure to check all packing material carefully for small parts which may have come loose inside the carton during shipment. Identify, count all parts and compare with the parts list below:



No.	Hardware			Q'ty
A		Bolt	Ø1/4" X 1-7/8"	8 Pcs
B		Spring Washer	Ø1/4" X 11mm	8 Pcs
C		Flat Washer	Ø1/4" X 16mm	8 Pcs
D		Allen Wrench	Ø4mm	1 Pc

## Step 1



Cleaning Instructions: Clean the goods surface with furniture polish and a soft cloth.