




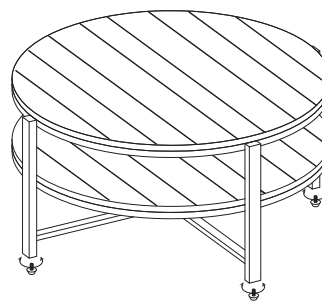


# ASSEMBLY INSTRUCTION

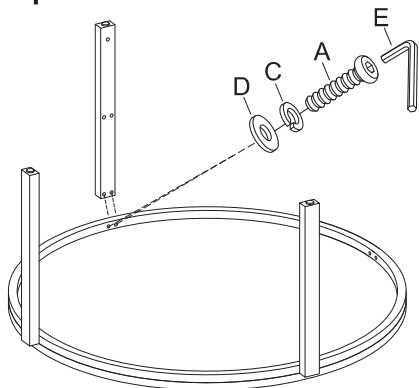
## 348-OT1010 Round Cocktail Table

Thank you for purchasing this quality product. Be sure to check all packing material carefully for small parts which may have come loose inside the carton during shipment. Identify, count all parts and compare with below parts list.

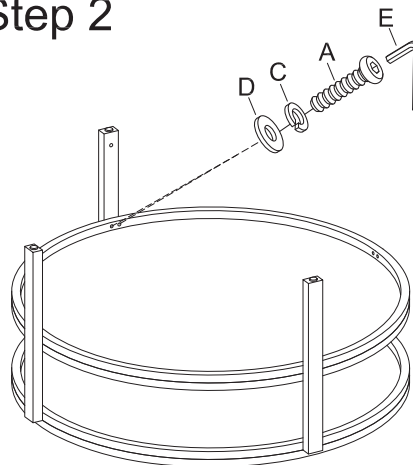
Hardware List				
No.	Image	Desc.	Size	Q'ty
A		Bolt	Ø1/4"X1-1/4"L	16 Pcs
B		Bolt	Ø1/4"X5/8"L	4 Pcs
C		Spring Washer	Ø1/4"	20 Pcs
D		Flat Washer	Ø1/4"X16mm	20 Pcs
E		Allen Wrench	4mm	1 Pc



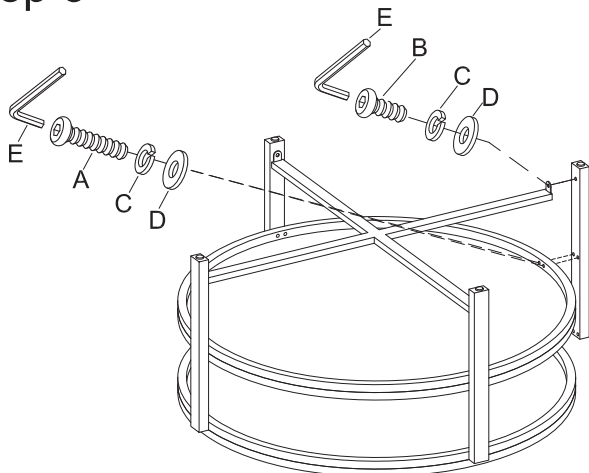
### Step 1



### Step 2



### Step 3



Cleaning Instructions: Clean the goods surface with furniture polish and a soft cloth.