








# ASSEMBLY INSTRUCTION







## 37-OT1010 Rect. Cocktail Table

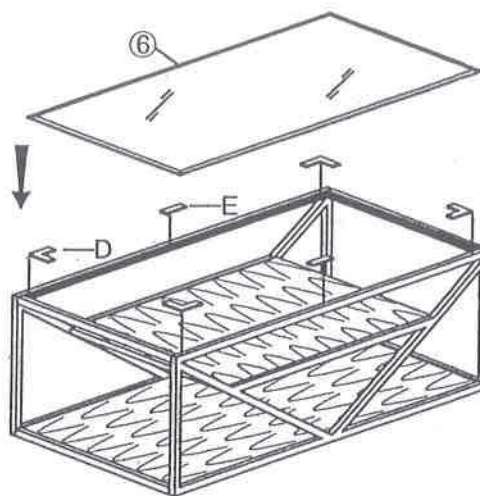
Thank you for purchasing this quality product. Be sure to check all packing material carefully for small parts which may have come loose inside the carton during shipment. Identify, count all parts and compare with below parts list.

### Hardware List

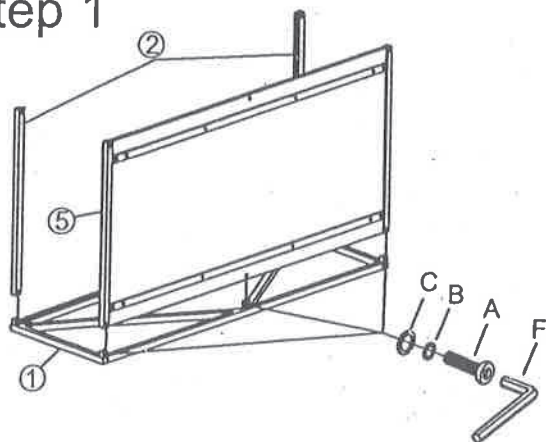
No.	Image	Desc.	Size	Q'ty
A		Bolt	Ø1/4"*5/8"	16 Pcs
B		Spring Washer	Ø1/4"*1.5mm	16 Pcs
C		Flat Washer	Ø13mm*1.0mm	16 Pcs
D		"L" Glass Pad	30*30*10*2mm	4 Pcs
E		Glass Pad	30*10*2mm	2 Pcs
F		Allen Wrench	4mm	1 Pc
G		Spanner		1 Pc

### Parts List

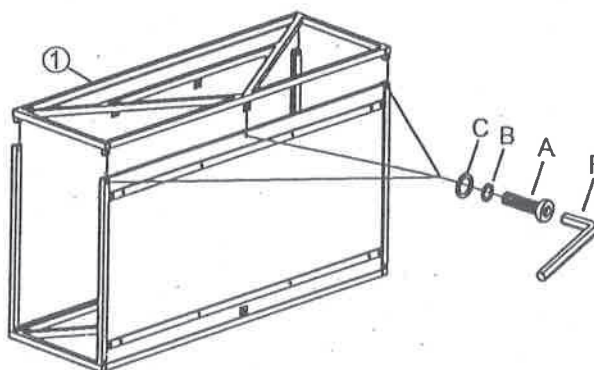
No.	Image	Desc.	Q'ty
①		Side Panel	2 Pcs
②		Stretcher	2 Pcs
③		Caster	4 Pcs
④		Top Shelf	1 Pc
⑤		Bottom shelf	1 Pc
⑥		Glass	1 Pc



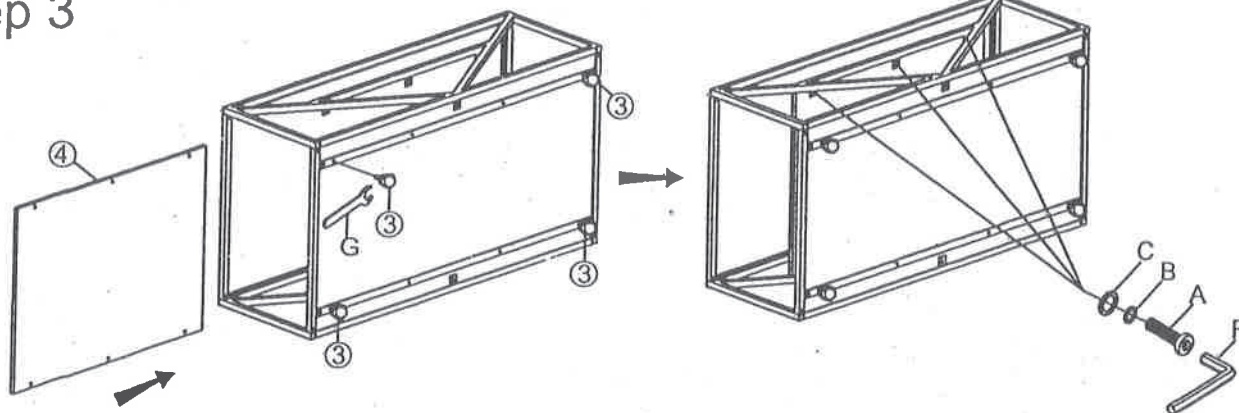
### Step 1



### Step 2



### Step 3



Cleaning Instructions: Clean the goods surface with furniture polish and a soft cloth.