

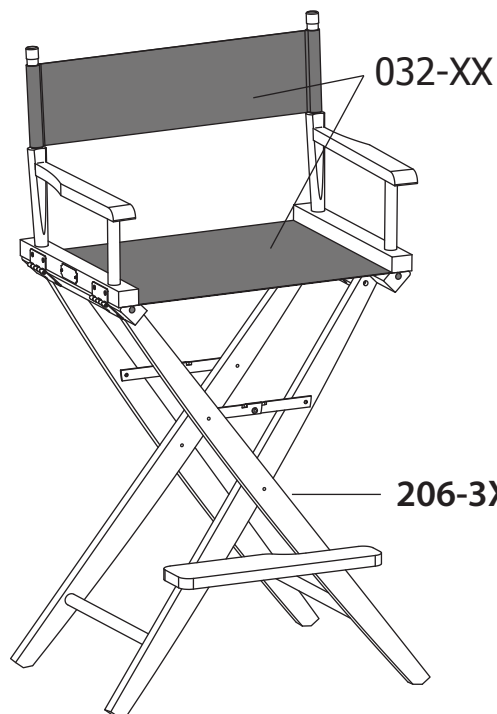
Assembly Instruction Sheet

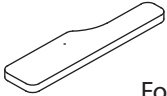
Item# 206-XX American Trails Extra-Wide Premium



30" Directors Chair Frame

Item# 032-XX Extra Wide Director Chair

Replacement Cover



Part No.	Description	Q'ty
A	 Foot rest	1 Pc

Part No.	Description	Q'ty
RF10178	 Screw T+ M6 x 50mm	2 Pcs
RF40236	 Washer	2 Pcs

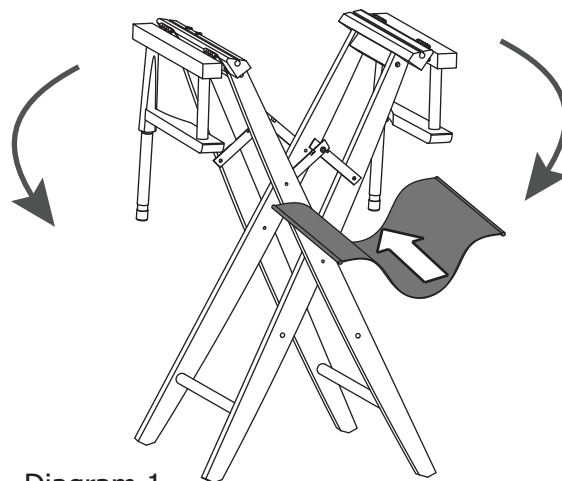


Diagram 1.

Step 1: Fold arms and pull leg a bit close together to slide seat cover into the grooves as per diagram 1.

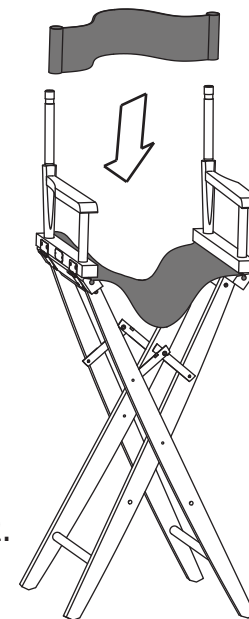


Diagram 2.

Step 2: Raise arms and slip back cover over posts. as per diagram 2.

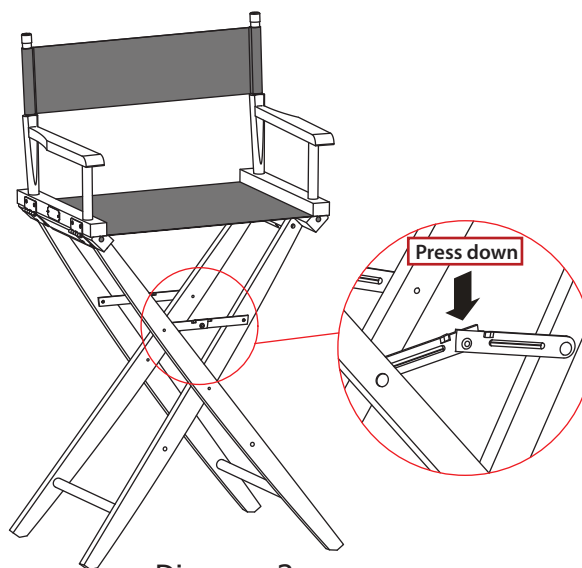


Diagram 3.

Step 3: Press down front and rear leg's hinges to lock the position as per diagram 3.

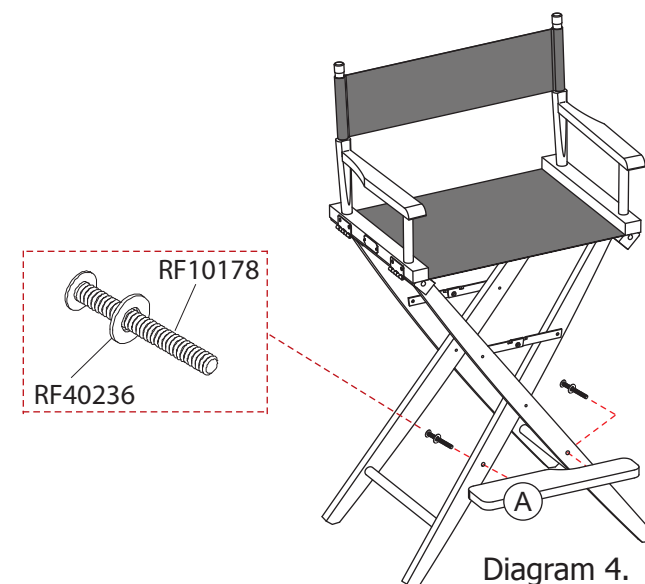


Diagram 4.

Step 4: Attach foot rest into the position by using screw (RF10178) and Washer (RF40236) as per diagram 4.