



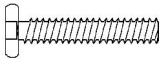

CARE AND MAINTENANCE

Wipe clean with a soft, dry cloth. The seat board can be cleaned with a mild cleaner. Test the cleaning method on a hidden area before using them over the entire area .

NOTICE

- * Please make sure that you have all parts indicated before you begin assembly of this item
- * This item should be assembled on a soft surface to prevent scratching the finish during assembly
- * This item may require periodic tightening

Part List and Hardware List

PIECE	DESCRIPTION	PICTURE	LENGTH	QUANTITY
A	SEAT			1X
B	Base			1X
H1	Allen bolt		M6*15mm	4X
H2	Allen key			1X

 **SAFAVIEH**
FURNITURE

Model# FOX30016

Product Dimensions:16.5" WX18"DX39"H



Weight Capacity: 300 lbs

WARNING: DO NOT STAND ON CHAIR

WARNING: DO NOT OVER TORQUE BOLTS/SCREWS



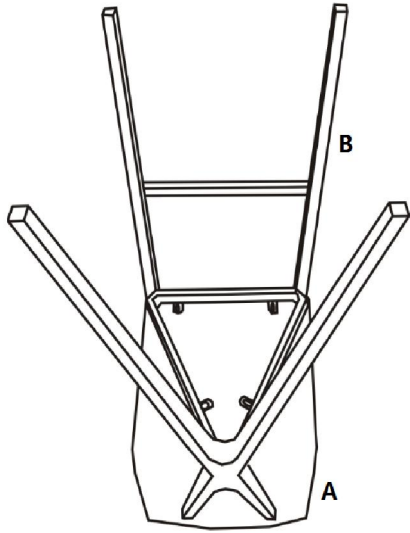
PREPARATION

Before beginning assembly of product, make sure all parts are present. Compare parts with package contents list and hardware contents list.

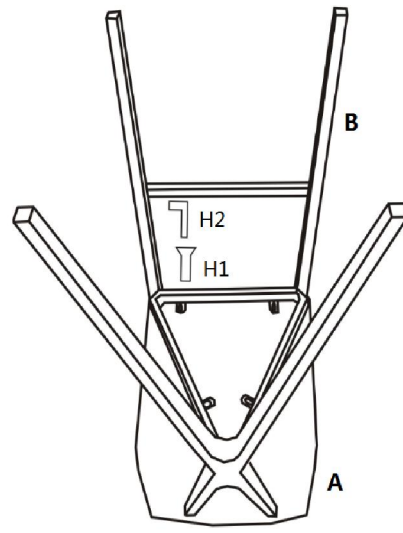
If any part is missing or damaged, do not attempt to assemble the product.

Estimated Assembly Time: 10 minutes.

Tools Required for Assembly (included): Allen Key



Step 1
Align the base (B) onto the bottom of seat(A) as pictured.



Step 2
Use allen key "H2" to lock the 4 screws "H1".

