


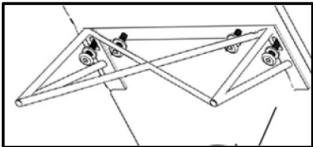


CARE AND MAINTENANCE

Spot clean using a mild water-free solvent. Only a professional cleaner should undertake a complete overall cleaning.
The use of steam or water-based cleaners may cause excessive shrinking or staining.

NOTICE

- * Please make sure that you have all parts indicated before you begin assembly of this item
- * This item should be assembled on a soft surface to prevent scratching the finish during assembly
- * This item may require periodic tightening

Part List and Hardware List

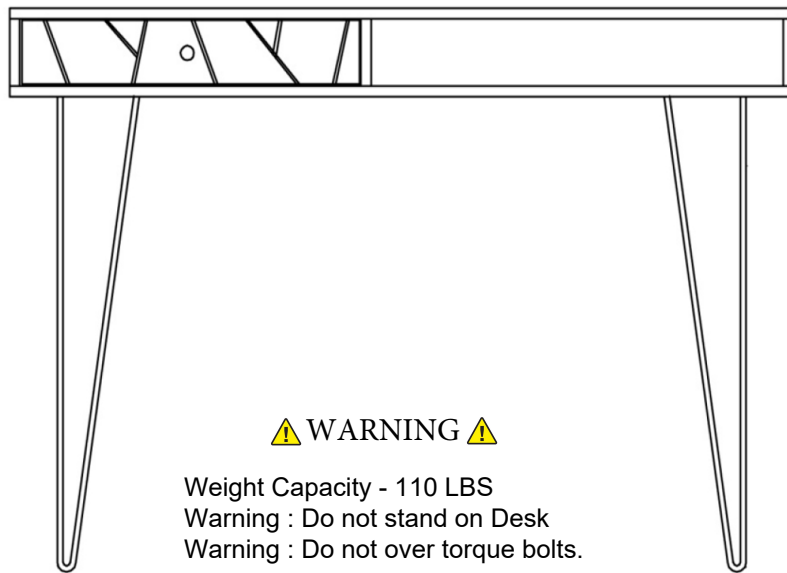
PIECE	DESCRIPTION	PICTURE	QUANTITY
A	Top part		1X
B	Leg		2X
HW1	Allen bolt 16x6 mm		8X
HW2	Allen key 4 mm		1X

The legs and hardware are located under the drawer

 **SAFAVIEH**
FURNITURE

Item#DSK9001A

Product Dimension: 35"W*15.7"D*29.9"H



 **WARNING** 

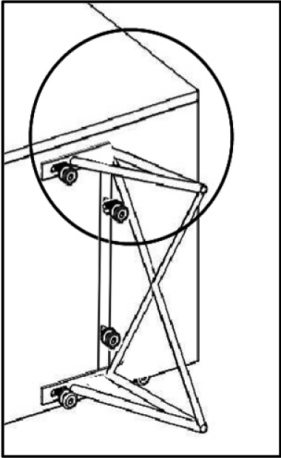
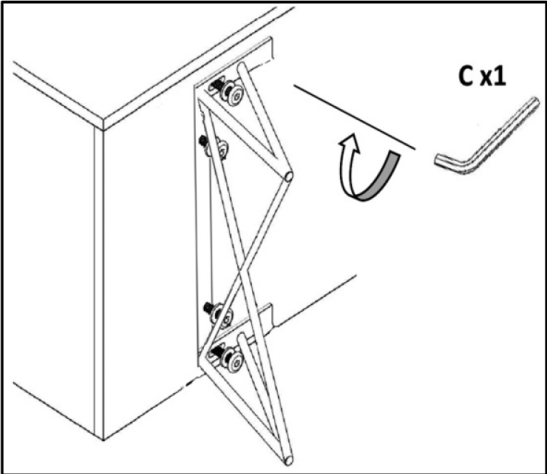
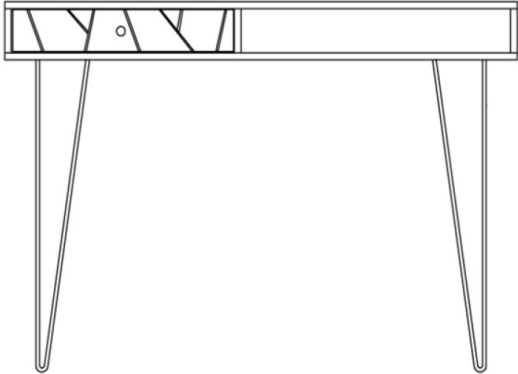
Weight Capacity - 110 LBS
Warning : Do not stand on Desk
Warning : Do not over torque bolts.

PREPARATION

Before beginning assembly of product, make sure all parts are present. Compare parts with package contents list and hardware contents list.
If any part is missing or damaged, do not attempt to assemble the product.

Estimated Assembly Time: 10 minutes.

Tools Required for Assembly (included): Allen Key

		
STEP1 OPEN THE ZIPPER ON THE INSIDE OF THE DRAWER AND TAKE OUT HARDWARE AND MOVE LEGS TO THE POSITION OF BOLTS	STEP2 PUT THE WASHERS ON THE BOLT IN THE ORDER SHOWN IN THE PICTURE	STEP3 INSERT THE FRONT LEGS AND SCREW IN THE BOLTS BUT DON'T TIGHTEN COMPLETELY

The legs and hardware are located under the drawer