

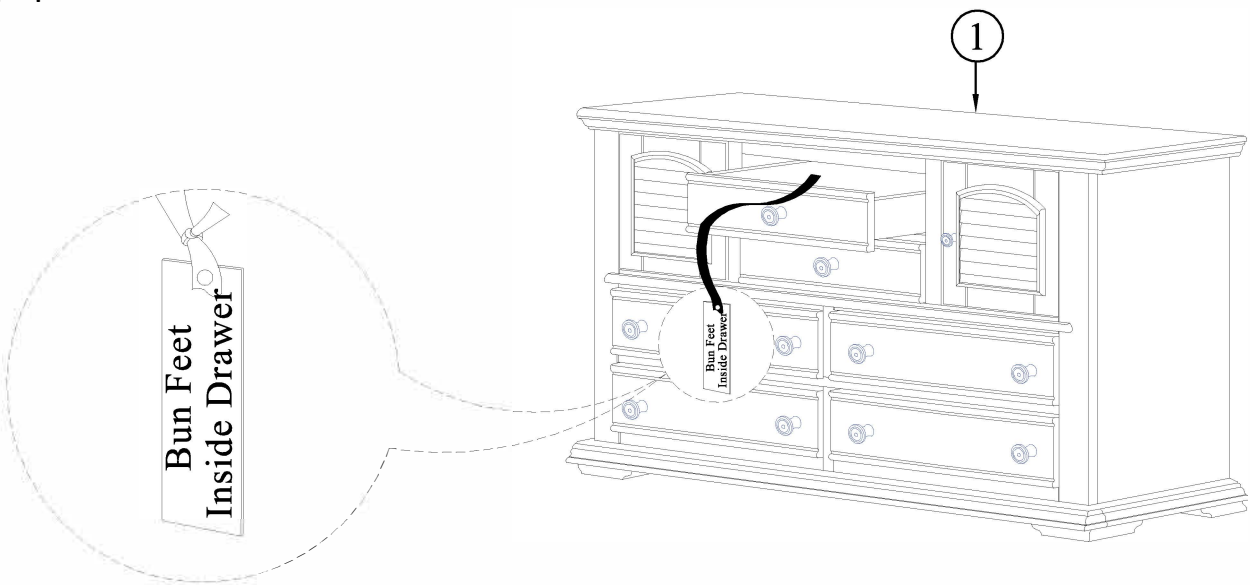
# ASSEMBLY INSTRUCTION

## 6510-262 HIGH DRESSER

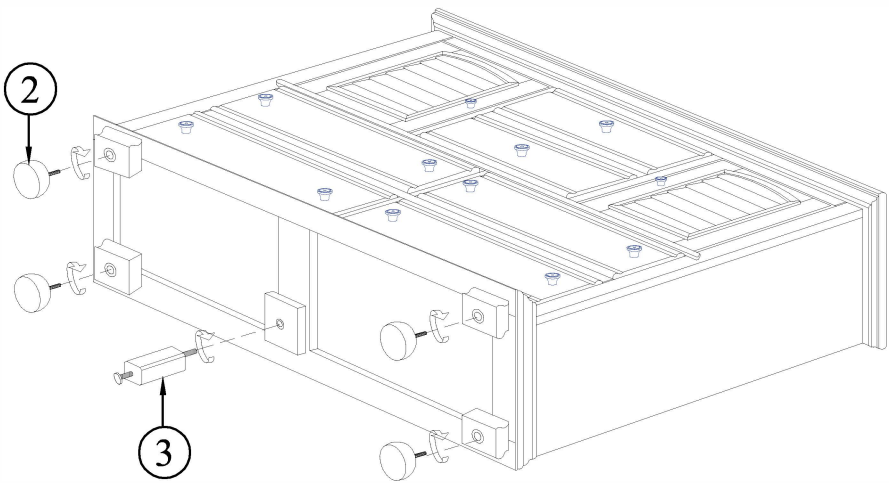
BEFORE YOU START ASSEMBLING,  
PLEASE MAKE SURE ALL PARTS & HARDWARE ARE INCLUDE IN BOX :

NO	PARTS	QTY
1	HIGH DRESSER	1 PC
2	BUNFEET	4 PCS
3	SUPPORT LEG	1 PC

### STEP-1



### STEP-2



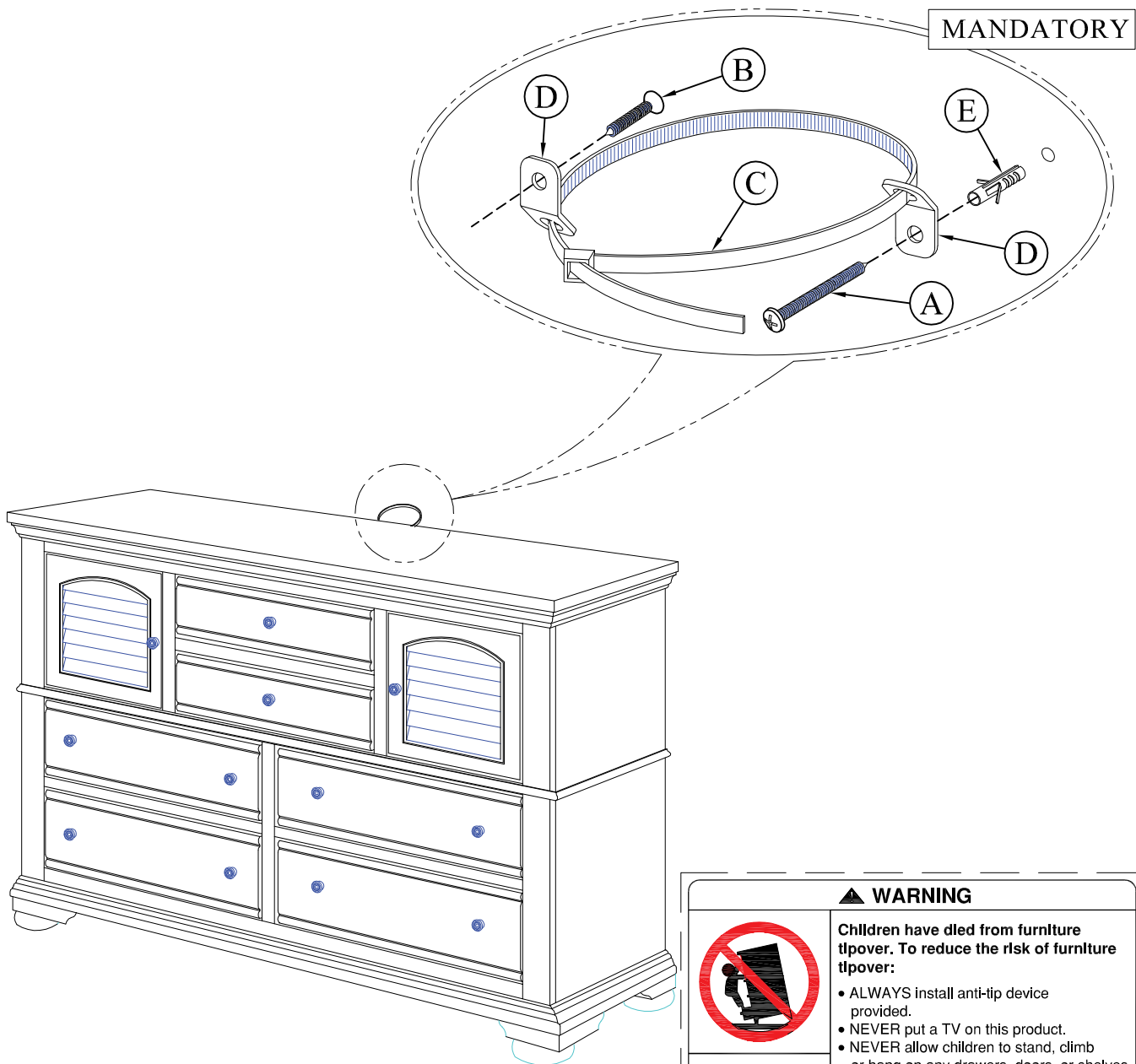
# ASSEMBLY INSTRUCTION

## 6510-262 HIGH DRESSER

BEFORE YOU START ASSEMBLING,  
PLEASE MAKE SURE ALL PARTS & HARDWARE ARE INCLUDE IN BOX :

NO	PARTS	QTY
1	HIGH DRESSER	1 PC

NO	HARDWARE	QTY
A	SCREW Ø8 x 2"	1 PC
B	SCREW Ø8 x 5/8"	1 PC
C	RESTRAINT STRAP	1 PC
D	BRACKET	2 PCS
E	PLASTIC ANCHOR	1 PC



**▲ WARNING**

Children have died from furniture tipover. To reduce the risk of furniture tipover:

- ALWAYS install anti-tip device provided.
- NEVER put a TV on this product.
- NEVER allow children to stand, climb or hang on any drawers, doors, or shelves.
- NEVER open more than one drawer at a time.
- Place heaviest items in the lowest drawers.

*This is a permanent label.  
Do not remove!*