

ASSEMBLY INSTRUCTIONS

LIST OF WOODEN PARTS

NO.	DESCRIPTION	Q'TY
A	TABLE TOP	1 PC
B1	BACK LEG	1 PC
B2	FRONT LEG	3 PCS

QUESTION ?

Identify all parts and hardware. If any pieces are missing call our toll free number at 1-888-287-4275 from 9:00 am to 5:00 pm CST (Monday to Friday) for replacement parts. For faster service, have the style number handy when calling.

LIST OF HARDWARE PARTS :

C



1 1/2" BOLT 1 PC + 1

F




NUT.... 3 PCS + 1

D



WASHER 4 PCS + 1

G



ALLEN WRENCH.... 1 PC

E



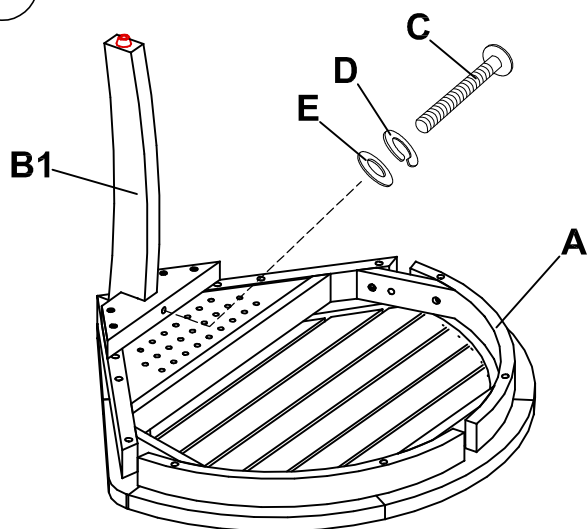
SPRING WASHER 4 PCS + 1

NOTE : 1. PLEASE READ THE INSTRUCTION SHEET CAREFULLY BEFORE YOU START ASSEMBLY.

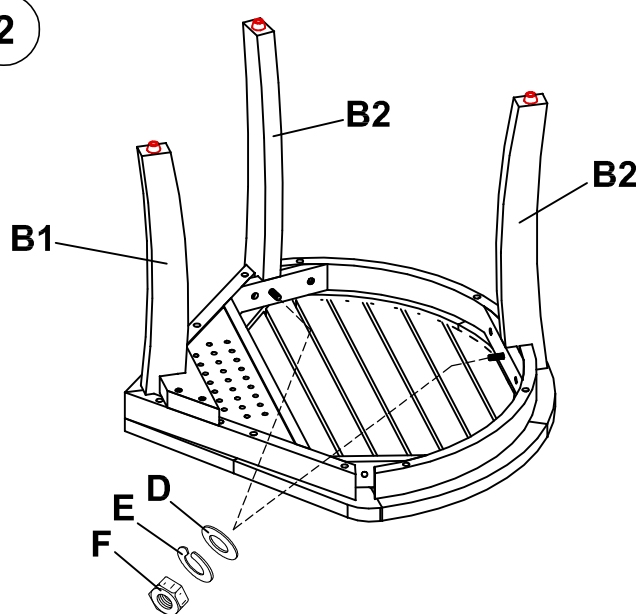
2. PLEASE DO NOT TIGHTEN THE BOLTS UNTIL ALL BOLTS ARE IN THE CORRECT POSITION AS SHOWN IN THE DIAGRAM.

3. PHILLIP'S SCREWDRIVER IS NEEDED IN ASSEMBLING (NOT PROVIDED).

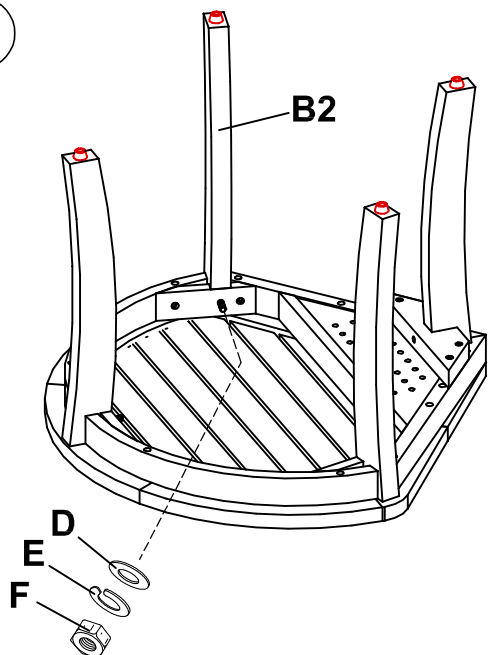
1



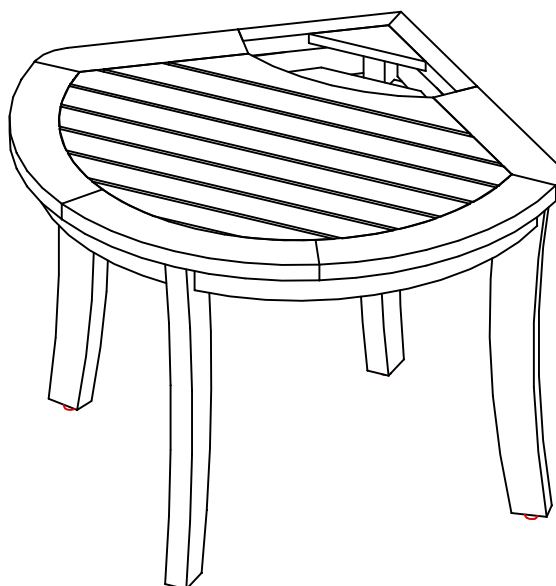
2



3



4



ASSEMBLY COMPLETE!

IT- 250374T