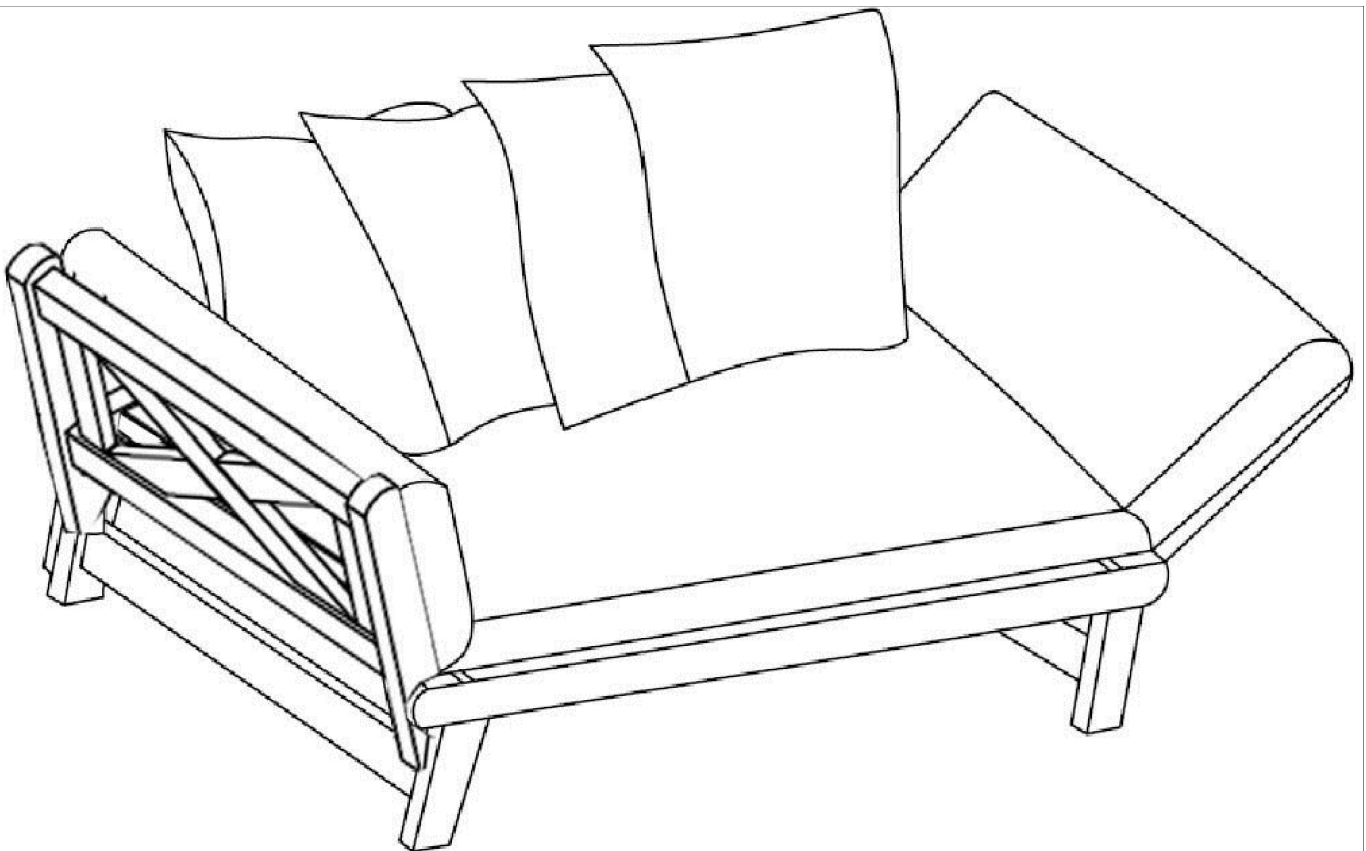


## **ASSEMBLY INSTRUCTIONS**

# **STUDIO DAY SOFA WITH CUSHION IT-460109**



### **CUSTOMER SERVICE INFORMATION**

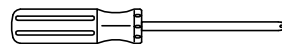
Please do not return to the store. If any pieces are missing call our toll free number at 1-888-287-4275 from 9:00 am to 5.00 pm CST (Monday to Friday) for replacement parts. For faster service, have the style number handy when calling.

## GENERAL INFORMATION & TIPS

1. Please read the assembly instructions prior to assembling the day bed.
2. To avoid damage, assemble the day bed on a non-abrasive surface such as carpet.
3. Make sure all bolts tightly fastened before the day bed is used.
4. This day bed is not for commercial use.

Please make sure you have all parts before beginning assembly. Please wait until all steps are completed before tightening bolts.

1. A Phillips screwdriver is necessary for assembly.  
It's not included in hardware list.



2. A Allen key is necessary for assembly.  
It's included in hardware list.

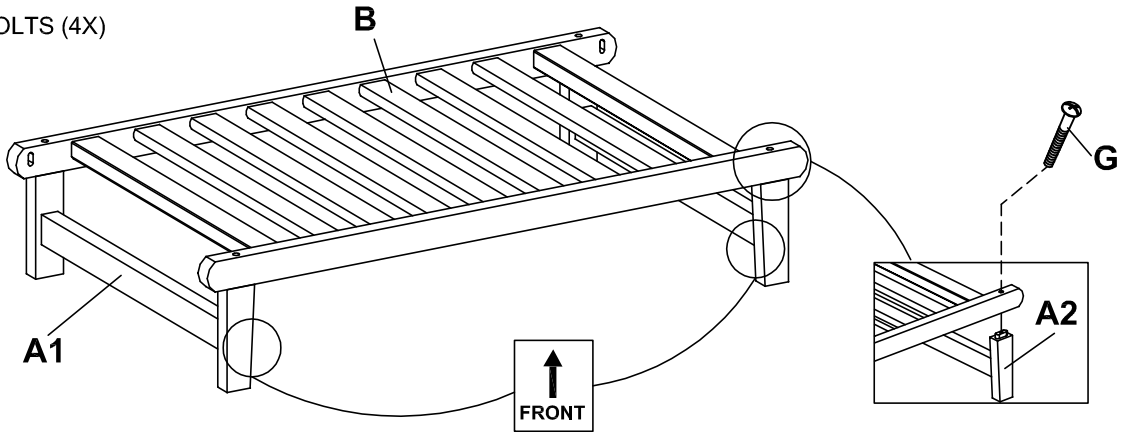


## PARTS AND HARDWARE LIST

A1. Right Leg frame	A2. Left Leg frame	B. Seat Frame	C. BackRest
QTY: 1 pc	QTY: 1 pc	QTY: 1 pc	QTY: 1 pc
D. Side Frame	E. Pillow	F. Cushion	G. 2 1/4" Bolt
QTY: 2 pcs	QTY: 4 pcs	QTY: 1 pc	QTY: 8 pcs
H. Head Pin			
QTY: 4 pcs			

## STEP 1

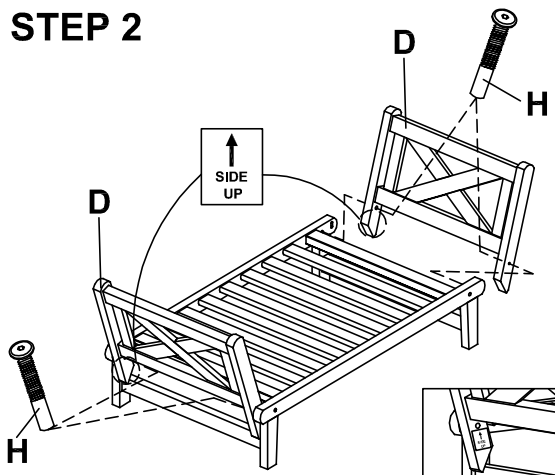
(E) 2 1/4" BOLTS (4X)



- ATTACH SEAT FRAME (B) INTO CORRESPONDING TENONS ON EACH END OF RIGHT & LEFT LEG FRAMES ( A1 & A2 ). SECURE WITH 2 1/4" BOLTS (G), AND TIGHTEN USING PHILLIPS SCREWDRIVER , NOT INCLUDED.

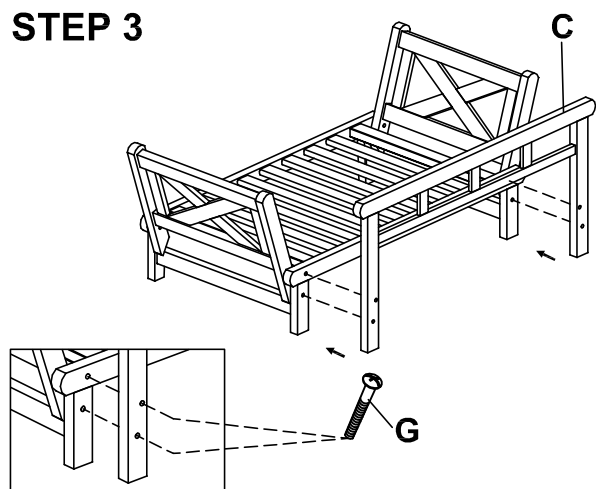
**IMPORTANT !** BE SURE TO CORRECTLY IDENTIFY THE FRONT SIDES OF BOTH LEGS ON LEG FRAMES ( A1 & A2 ). REAR SIDES HAVE PRE-DRILLED HOLES FOR BACKREST ATTACHMENT.

## STEP 2




- ATTACH SIDE FRAME (D) INTO ASSEMBLED SEAT BASE, ENSURING SIDE FRAMES ARE CORRECTLY POSITIONED WITH THE ANGLED ENDS FACING UPWARDS, AS INDICATED BY STICKERS ON THE COMPONENT "SIDE UP".  
- SECURE SIDE FRAMES WITH HEAD PINS (H) AND TIGHTEN USING ALLEN KEY.

## STEP 3



- SECURE BACKREST (C) INTO REAR SIDE OF ASSEMBLED, SEAT USING 2 1/4" BOLTS (G)  
- TIGHTEN USING PHILLIPS SCREWDRIVER.

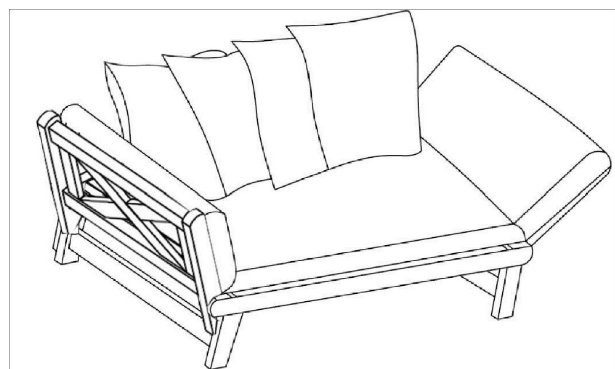
## STEP 4



- THE SIDE FRAMES CAN BE POSITIONED RAISED OR LOWERED, AS SHOWN.

**CAUTION !** TO AVOID INJURY OR DAMAGE TO THE SOFA, DO NOT SIT ON LOWERED SIDE ARMS.

## STEP 5



- PLACE LARGEST CUSHION CENTERED ON FRAME AND SMALLER CUSHION AS DESIRED ALONG THE BACK.

**CONGRATULATIONS !**

THE STUDIO DAY SOFA IS NOW READY FOR USE.

# **MAINTENANCE**

Wood is a living material that continues to respond to climate condition even after being made into a piece of furniture.

After assembly rub the furniture with soft rag to remove any residual dust. Wood is a natural material whose appearance will change when left outdoors. This product has been treated prior to leaving the factory. To clean, use mild soap and warm water. Do not use abrasive material, cleansers or bleach products. Dry thoroughly with soft cloth.

Even though this piece of furniture is extremely durable and long lasting, to prolong life we recommend bringing it indoors during freezing temperatures. Place it at a shaded area and do not leave it in standing water or on wet ground.

Do not put hot items directly on furniture surface.

Do not store furniture in areas that have central heating or cooling vents to prevent excessive drying of the wood. This will decrease the furniture's longevity.

Do not write on furniture without a padded barrier to protect the surface.

In order to maintain the product's durability, please read carefully.

**Do not leave your furniture in puddles of water or on wet ground.**

**Cover your furniture during winter months or move into covered storage, if in wet climates.**

**The manufacturer supports protection of the world's forest resources and is diligent in sourcing legally harvested wood.**

Thank you

The manufacturer



# **1 year Limited Warranty**

The furniture is warranted to be free from defects in material and workmanship of the original product when purchased from one of our authorized dealers. If a product fails and is under the terms of our limited warranty, the item will be replaced, usually for a small fee. In the case of discontinued models, an item of similar quality and style will be offered to the customer.

- **1 year limited frame warranty**  
Frames are warranted to be free from defects in material and workmanship. Fading or discoloring caused by putting the product under sunlight or rain is not covered by this limited warranty. Damage to the frame due to improper assembly or exposure to water and sub-freezing temperatures is not covered. ( Do NOT allow water to accumulate inside frame )
- **Finish**  
The finish is warranted against peeling, cracking, or blistering for a period of 1 year, provided the unit has not been scratched or abraded. Scratches and chips resulting from normal wear and use are not covered. Peeling resulting from exposure to elements is not covered.
- **Fabric**  
Fabrics / cushions are warranted against separation at the seams and fading under normal usage and exposure conditions for a period of 1 year. Mildew and fading or discoloration resulting from exposure to the elements, chemicals, or from spills is not covered. (Please refer to care and maintenance for proper cleaning instructions)

**Warranty Exclusions :** Furniture used for commercial, contractor or any non-residential purposes, clearance items, display models or items purchased "as is", freight damage, furniture damaged by acts of nature, vandalism, fire, abuse, lack of proper care and maintenance, or improper assembly, straps and fabric against fading or discoloration from exposure to elements, oil spills, fluids or chemicals; glass against breakage; hardware against corrosion or rusting; buckling or splitting of tubing resulting from exposure to water and freezing temperatures. Also excluded: loss of use or time, inconvenience, money, travel, packaging or any other consequential or incidental damages. In no event shall the manufacturer's responsibility exceed the value of the replacement product.

Warranty is to the original purchaser when items are purchased from one of our authorized retailers and is not transferable. All warranty claims must be submitted with a dated register receipt within the warranty period. Should replacement of the warranty item be unavailable, the manufacturer reserves the right to substitute items of our choice that are of similar style and quality. For quality control purposes and verification, we reserve the right to request photography of the damage item(s). The terms of this warranty are subject to change without notice.