

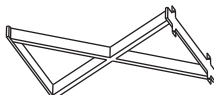
















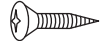
CARE AND MAINTENANCE

Always use felt pads under all articles to prevent discoloration or softening of the lacquer. Plastic and rubber bases on items can discolor wood. Wipe up spills immediately and avoid common hazards such as hot dishes, harsh solvents and abrasives. Cleaning should be done with a soft lint free cotton cloth dampened with water or furniture polish. On highly used surfaces we recommend applying a quality paste wax which should be used on a regular basis to provide additional protection from scratches and spills. How often you apply the wax depends on how much wear the furniture receives.

NOTICE

- * Please make sure that you have all parts indicated before you begin assembly of this item
- * This item should be assembled on a soft surface to prevent scratching the finish during assembly
- * This item may require periodic tightening


Part List and Hardware List

Ax2 	Bx1 	Cx1 	Dx1 	Ex1 
Fx1 	Gx1 			
HW1x2 	HW2x2 	HW3x2 	HW4x10 	HW5x10 
HW6x10 	HW7x16  3.5x12mm	HW8x8  6x12mm	HW9x8 	HW10x1 
HW11x4  3.5x16mm				

 **SAFAVIEH**
F U R N I T U R E

Model# FOX2217A

Product Dimensions: 39.4"W×19.7"D×29.5"H



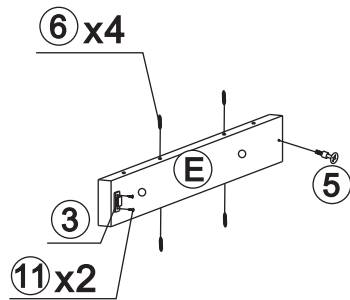
PREPARATION

Before beginning assembly of product, make sure all parts are present. Compare parts with package contents list and hardware contents list.

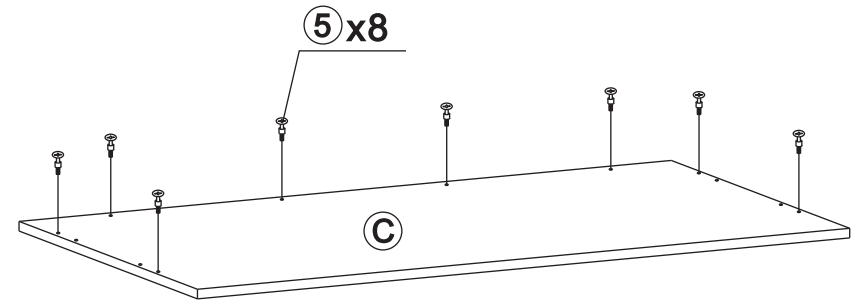
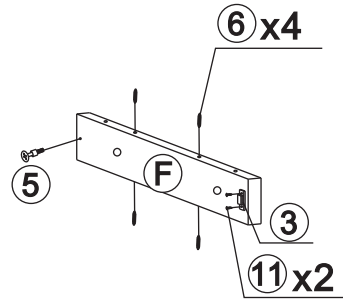
If any part is missing or damaged, do not attempt to assemble the product.

Estimated Assembly Time: 50 minutes.

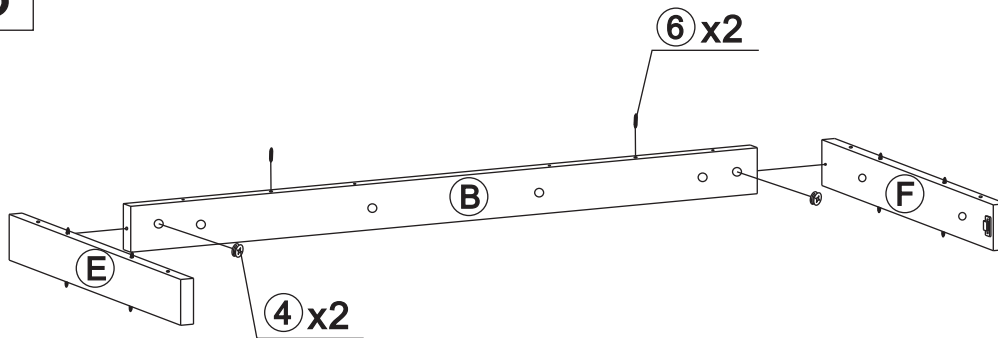
1



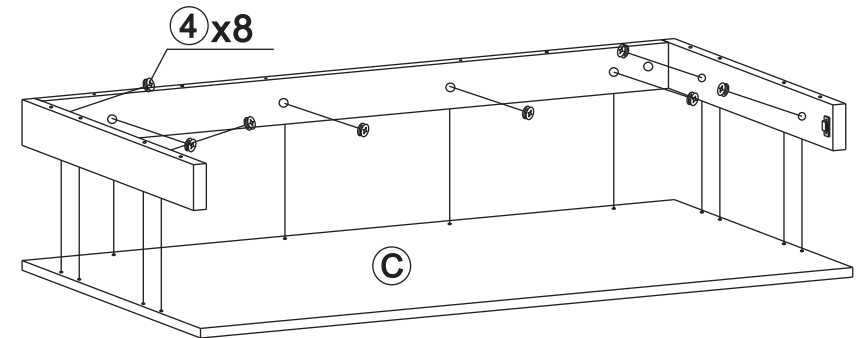
2



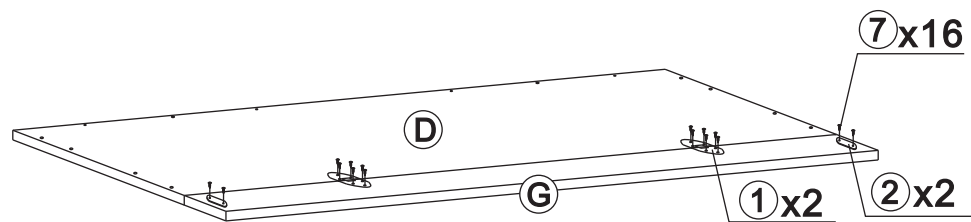
3



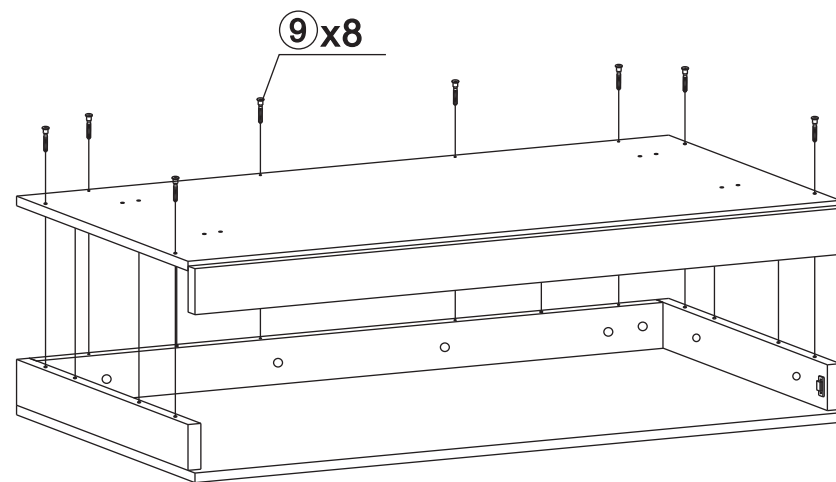
4



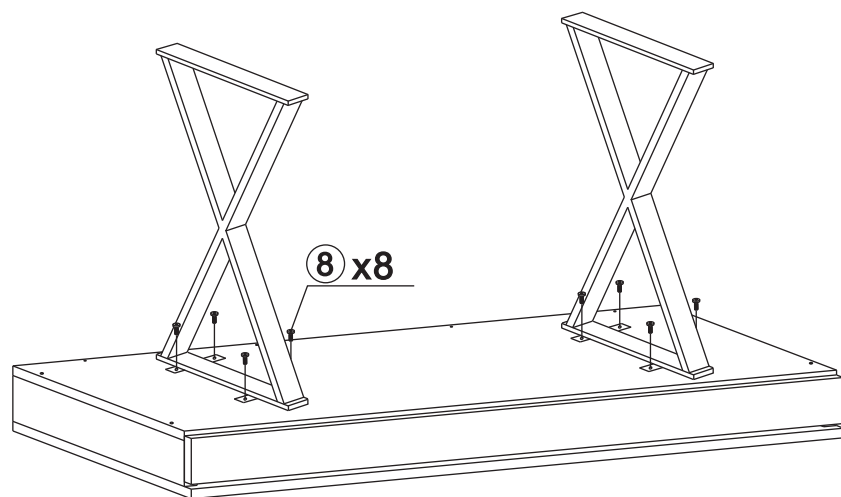
5



6



7



8

