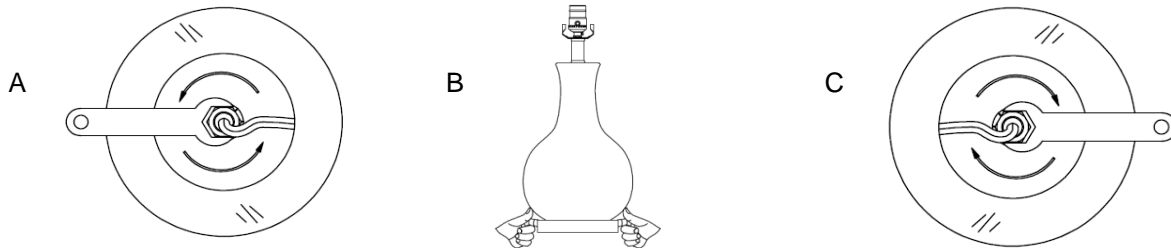


## Troubleshooting for Lighting

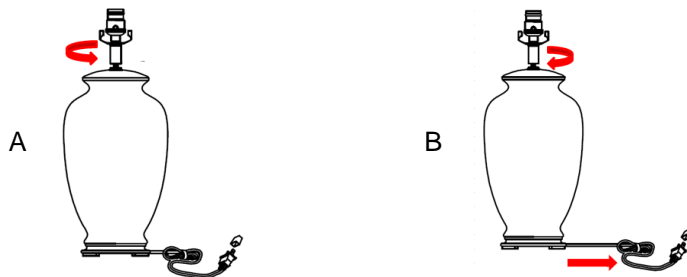
### 1. If the base of your lamp is not centered correctly

- Use a wrench to twist the screw counterclockwise to loosen the ceramic body from the crystal base.
- Adjust the crystal base so it is centered with ceramic body
- Use the wrench to screw the crystal base and ceramic body to tight clockwise



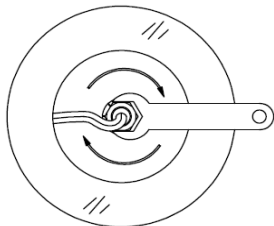
### 2. If you are having trouble assembling your lamp

- Pull the neck out to see if cord is straight. If the cord is tangled, turn the neck counterclockwise till the cord is straight
- Pull the cord beside the base to make the neck rest firmly on top of the base. Then screw the neck clockwise to connect the base tightly.



### 3. Table Lamp not straight?

- This may be the loose screw underneath the ceramic base, please use a wrench to secure the screw tightly.



### 4. Floor Lamp crooked or leans to the side after assembly?

- Before you begin assembling your lamp, please use a wrench to secure the screw underneath the base.
- Lamps with tubes need to be aligned correctly
- Do not over rotate each tube
- Then assembly your lamp according to Assembly Instruction.