





















CLARK QUEEN / E.KING / CAL KING BED

Assembly instructions:

PART LISTS

NO.	DESCRIPTION	IMAGE	QTY
P1	HB PANEL		1PC
P2	LEG FRAME		1PC
P3	LONG SUPPORT BAR		2PCS
P4	SHORT SUPPORT BAR		1PC
P5	FB PANEL		1PC
P6	LEGS		2PCS
P7	SIDE RAILS		1SET
P8	CENTER SUPPORT SLAT		1PC
P9	SLATS		1SET
P10	CENTER LEG		3PCS

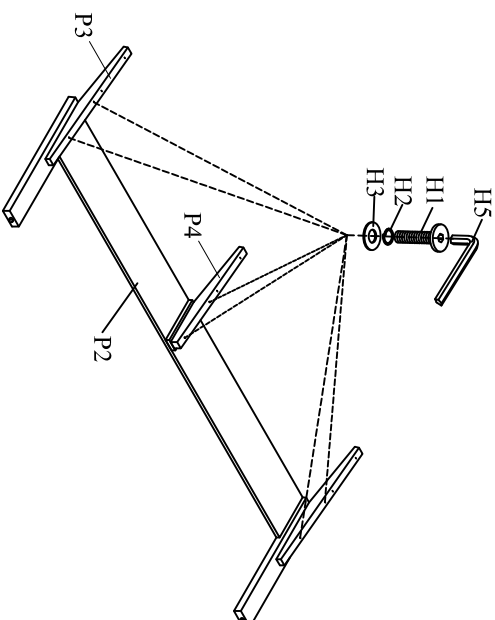
HARDWARE LISTS

NO.	DESCRIPTION	IMAGE	QTY
H1	BOLT 5/16" X3.5 mm		16PCS
H2	SPRING WASHER 5/16"		36PCS
H3	FLAT WASHER 5/16"		36PCS
H4	WOOD DOWEL		2PCS
H5	ALLEN KEY 4mm		1PC
H6	BOLT 5/16" X20mm		11PCS
H8	SCREW		7PCS
H9	BOLT 1/4" X1.5 mm		12PCS
H10	METAL PLATE		6PCS
H11	PHILIP SCREW		NOT PROVIDE

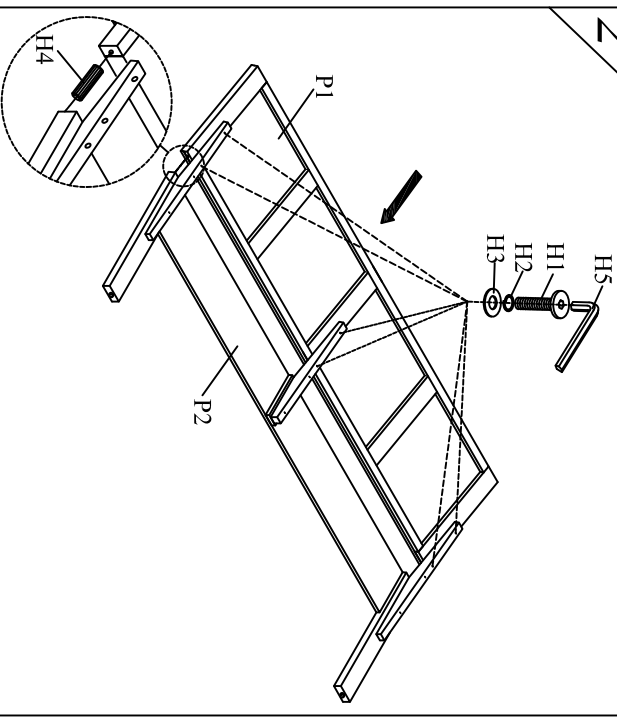
NOTE: PO# is located underneath/ inside of each item. Please be prepared to provide this # should any claim be necessary.

CAUTION: Item is heavy assembly should be performed by two people.

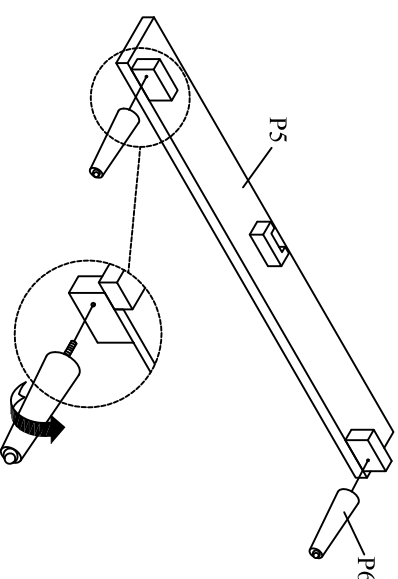
1



2



3



4

