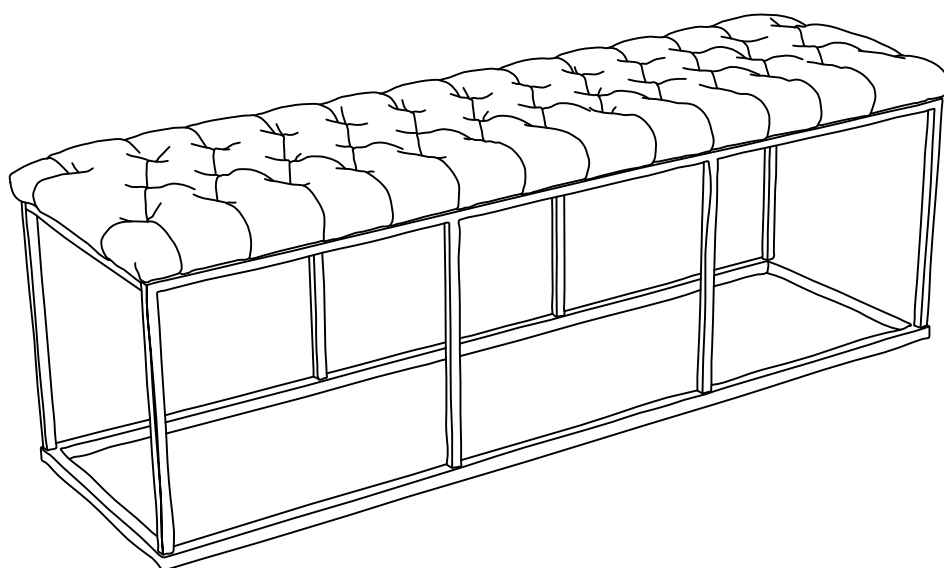




# HOMEPOP

a Kinfine brand

## Style Number: K7116



>>assembly instructions

# Congratulations on your latest HomePop purchase.

Now what? Don't start sweating over this box of parts. This will be easy. We did the hard work for you. All you need to do is follow our simple instructions and you'll be on your way to transforming your room in no time. Good luck --though we're confident you won't need it.

## before you begin

1. Check for damaged or missing parts. Call 1-888-626-0888 to order missing supplies.
2. Use the carton as a working surface to prevent product damage during assembly.
3. Gather all tools prior to assembly.

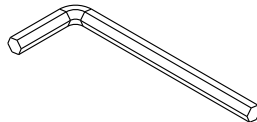
## Assembly Tips:

1. Remove hardware from box and sort by size.
2. Please check to see that all hardware and parts are present prior to start of assembly.
3. Please follow attached instructions in the same sequence as numbered to assure fast & easy assembly.

## Warning:

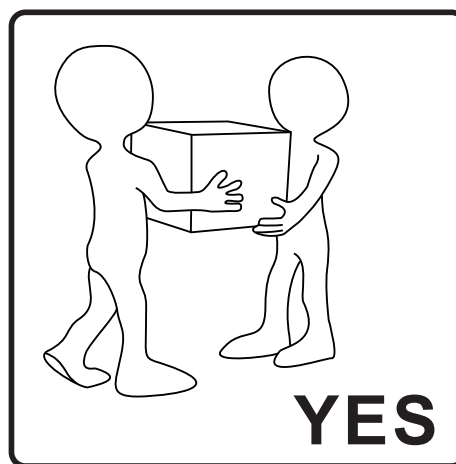

1. Don't attempt to repair or modify parts that are broken or defective please contact the store immediately.
2. This product is for home use only and not intended for commercial establishment.

A friendly reminder from us:



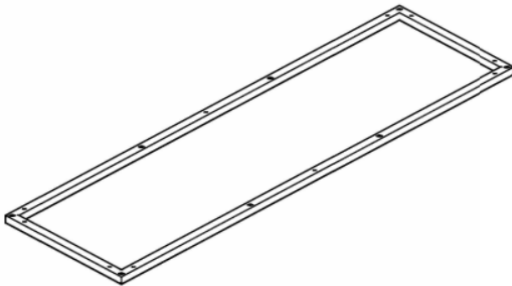
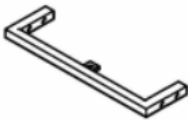
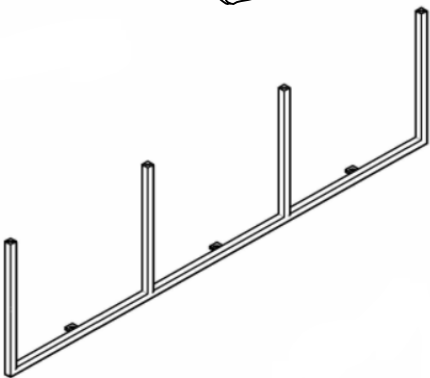
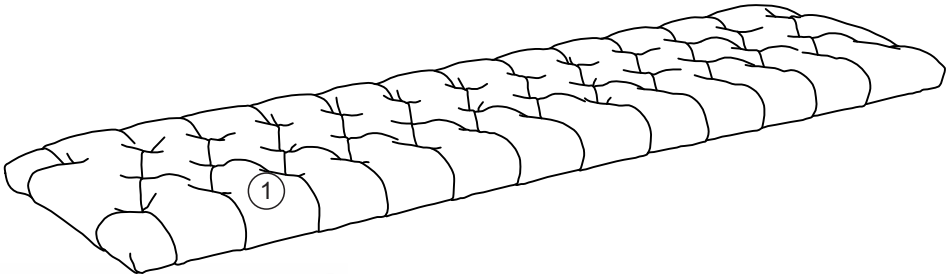
Please keep the Allen wrench.

After a period of time, there may be a chance the KD furniture may become loose, please use an Allen wrench to tighten the loose bolts.



ITEM	DESCRIPTION	QUANTITY
------	-------------	----------

①	bench	1
②	metal frame 1	2
③	metal frame 2	2
④	metal frame 3	1



②

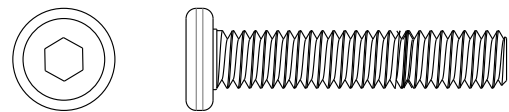
③

④

# hardware

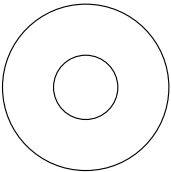
(A) x 16

6 x 30mm  
round hex screw



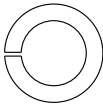
(B) x 8

6 x 16 x 2  
flat washer



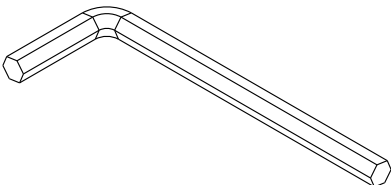
(C) x 8

8mm lock washer



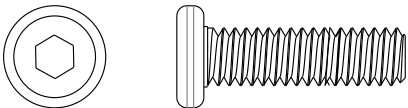
(D) x 1

4mm Hex wrench

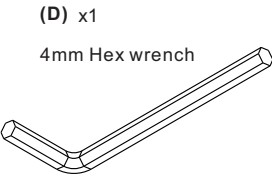
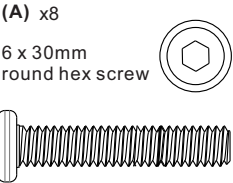
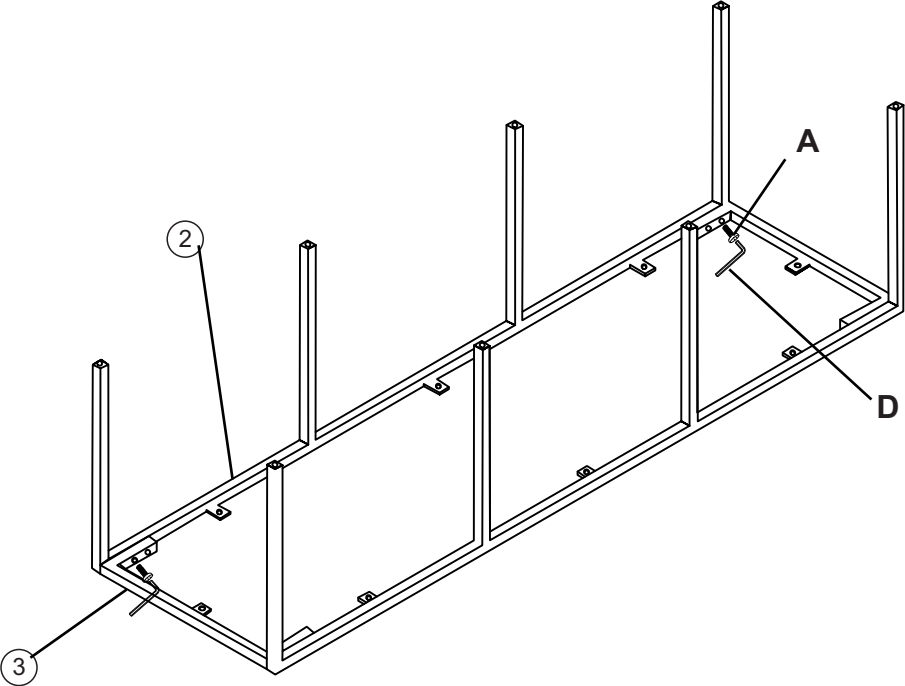


(E) x 8

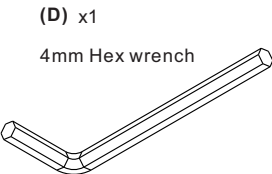
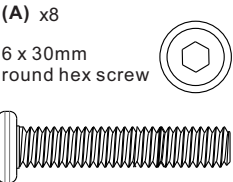
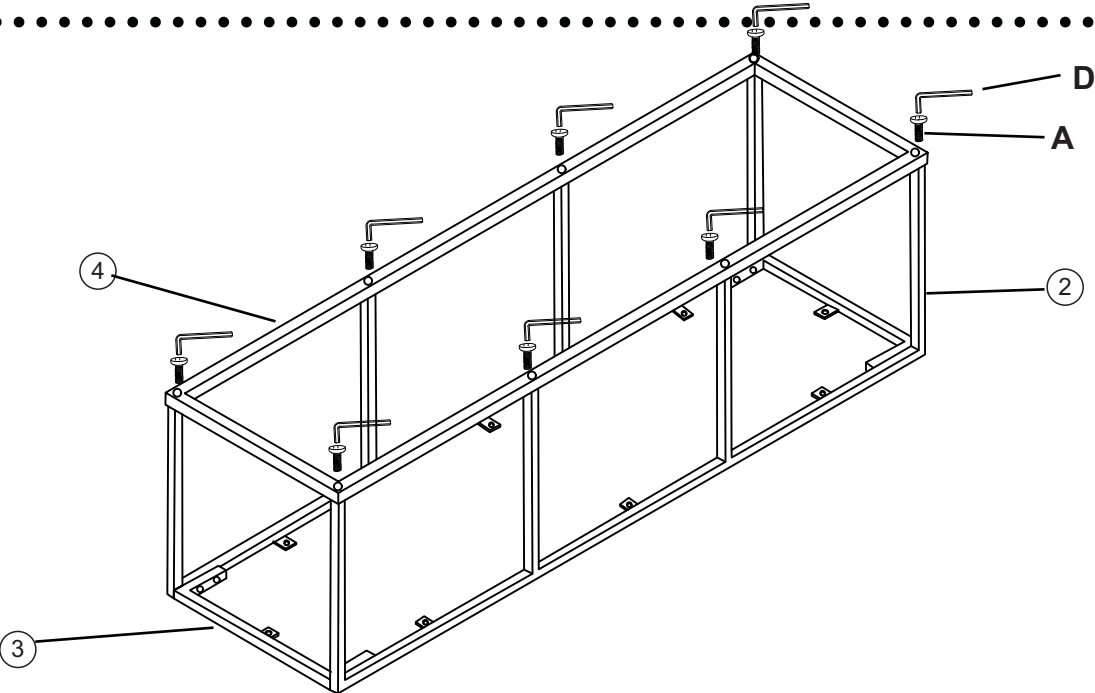
6 x 20mm  
round hex screw



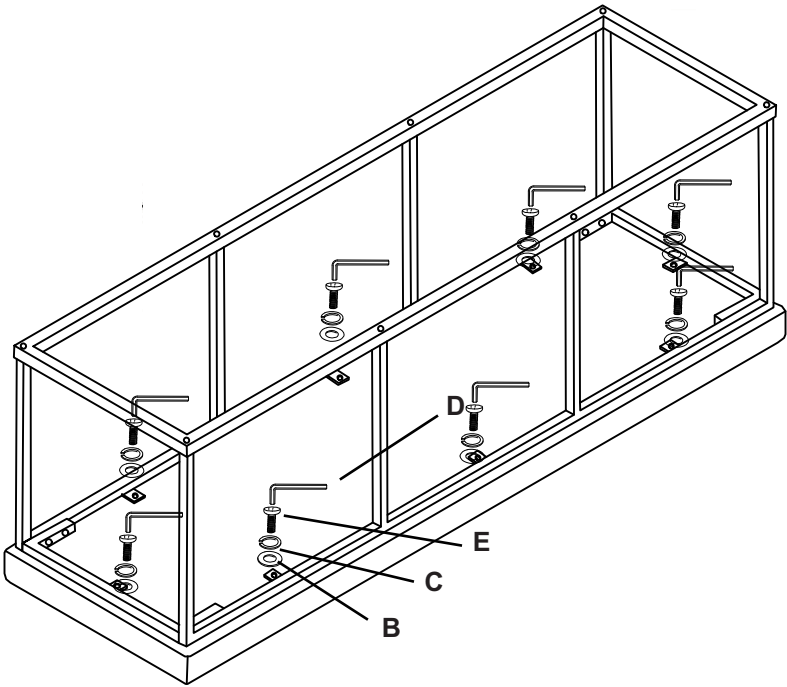
step 1.



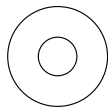
step 2.



step 3.



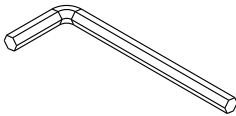
(B) x 8  
6 x 16 x 2  
flat washer



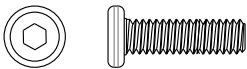
(C) x 8  
8mm lock washer



(D) x 1  
4mm Hex wrench



(E) x 8  
6 x 20mm  
round hex screw



step 4.

