
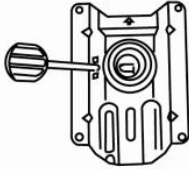
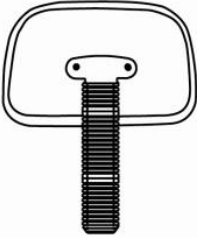
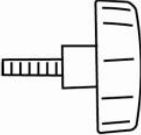




B245

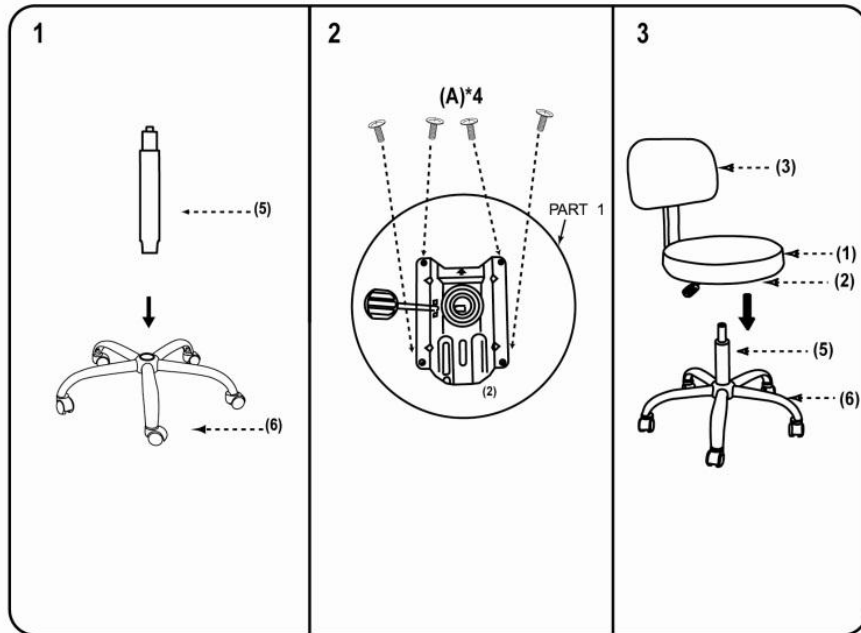
(1)x1	(2)x1	(3)x1
		
Seat Cushion	Mechanism	Back Cushion W/ Back Support & Bellow
(4)x1	(5)x1	(6)x1
		
Knob	160 mm Gas Lift	Base with Casters

Please unscrew all screws from cushion before assembly.

(B)x4



M8X22 MECHANISM SCREW



It is important to assemble all parts so that the directional "Arrows" point in the same direction. Make certain that all screws are FULLY tightened before using the chair. Each month, check all screws and tighten any that may have loosened.

Customer Service Hotline: 1-800-593-1888
For further assembly instructions, please visit our web site at www.bossschair.com

