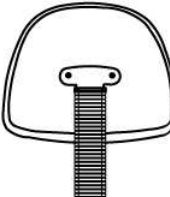
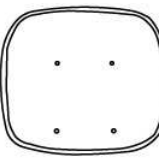


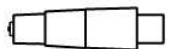

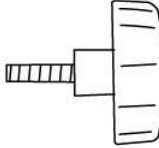
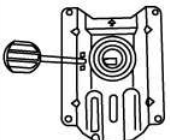

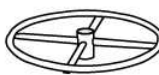
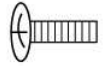
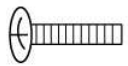
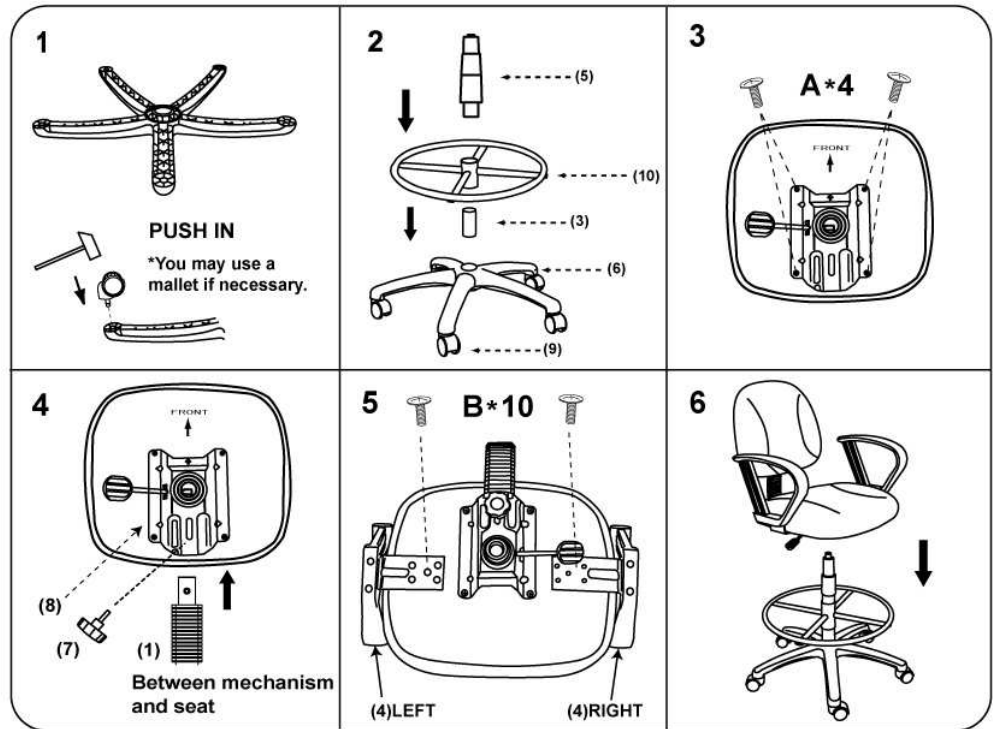


Please unscrew all hardware from cushion before assembly.
Por favor de destornillar todos los tornillos del cojín antes de ensamblar la silla.

MODEL: 1616

(1)x1  BACK (5)x1	(2)x1  SEAT (6)x1	(3)x1  TU009-EXT (7)x1	(4)X1(L)X1(R)  1616 / 1617 Arms (8)X1
 Gas Lift (9)X5	 Base (10)X1	 Knob	 Mechanism
 Casters	 TU009	Insert and loosely tighten all screws. When assembly is completed, fully tighten all screws before using. This chair is only intended for sitting. Any other use will void the warranty.	
(A)*4  M8*22 Mechanism Screws	(B)*10  M6*25 Arm Screws		



Customer Service Hotline: 1-800-593-1888
For further assembly instructions,
please visit our website at www.bosschair.com