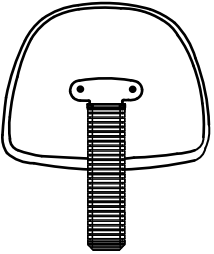
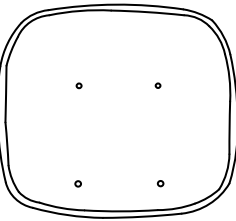
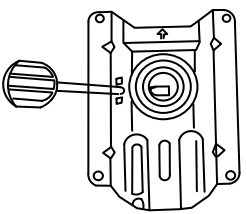


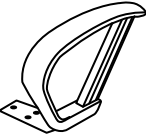
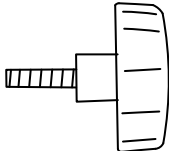



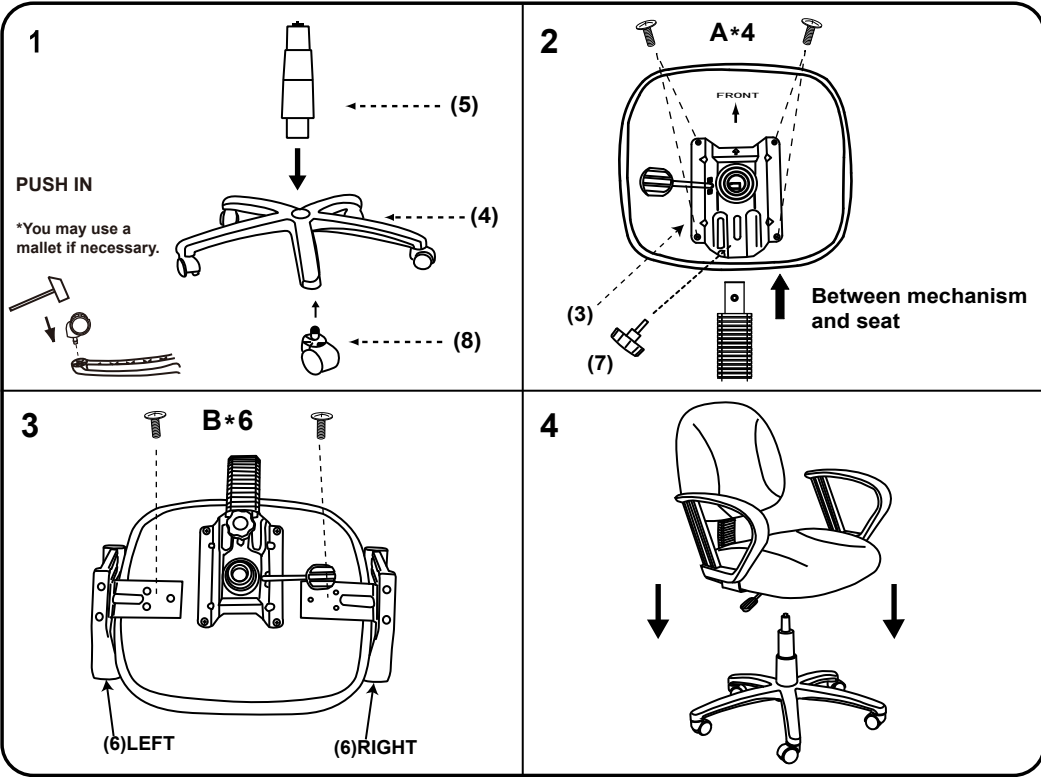


Please unscrew all hardware from cushion before assembly.
Por favor de destornillar todos los tornillos del cojín antes de ensamblar la silla.

MODEL : B317

(1)x1	(2)x1	(3)x1
		
Back Cushion Back Support W/ Bellow	Seat Cushion	TU001-305 / mechanism
(4)x 1	(5)x1	(6)X1(L) X1(R)
		
TU005-305 – Nylon Base	TU026-305-Gas Lift	Arms
(7)X1	(8)X5	
		
TU305-Knob/Knob	TU015-Casters	
<div> <div> (A)*4  M8*22 Mechanism Screws </div> <div> (B)*6  M6*25 Arm Screws </div> </div>		



Insert and loosely tighten all screws. When assembly is completed, fully tighten all screws before using. This chair is only intended for sitting. Any other use will void the warranty.

