

CB001

## ASSEMBLY INSTRUCTION

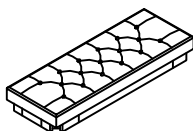
SIC564

**A** LEG



4PCS

**B** SEAT



1PC

**C** ALLEN WRENCH  
5MM



1PC

**D** LOCK WASHER  
5/16\*\*Ø12MM



8PCS

**E** FLAT WASHER  
5/16\*\*Ø19MM

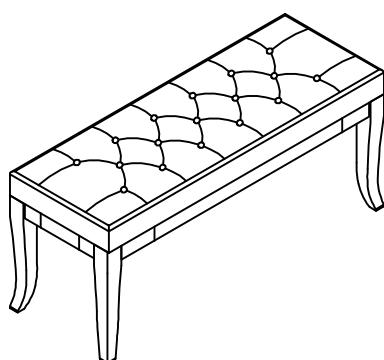


8PCS

**F** BOLT  
5/16\*\*2-1/2"

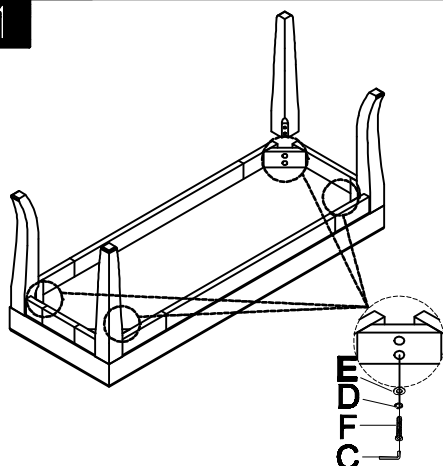


8PCS

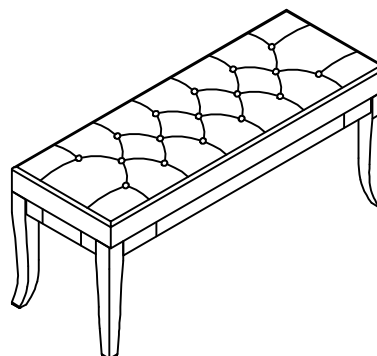


This page lists all the contents included in the box. Please take the time to identify the hardware as well as the individual components to this product. As you unpack and prepare or assemble, please put the contents on carpet or padded area to protect them from damage.

1



2



### Cleaning & Care

Treat surface with care. Surface is resistant to scratches but is not scratch resistant. Clean surfaces with a dry or damp soft cloth. Do not use abrasive cleaners. Hardware may loosen over time. Periodically check that all connections are tight.