












Assembly Instructions

Caution : You must read this before you proceed

Care & Maintenance

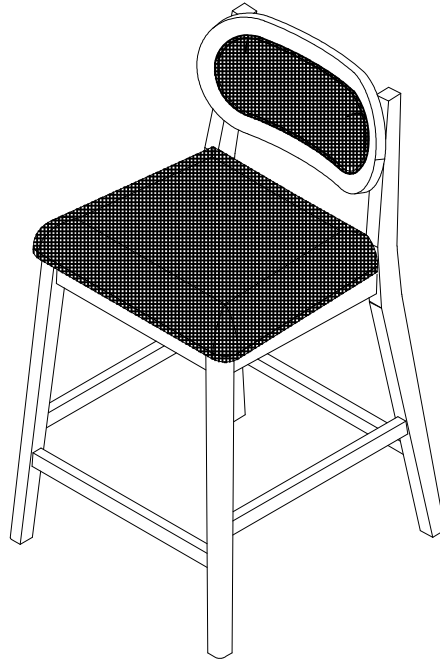
- | | |
|---|---|
| ⊘  | • Not for commercial use. For residential use only. |
| ✓  | • Furniture may scratch floors. We recommend using furniture pads to protect your floors. |
| ⊘  | • Do not put hot items directly on furniture surface. |
| ⊘  | • Do not clean furniture with harsh cleansers or polish. |
| ⊘  | • Do not place furniture under direct sunlight. |
| ⊘  | • Do not place furniture near heating or cooling vents. |
| ⊘  | • Do not write on furniture without a padded barrier to protect the surface. |
| ⊘  | • Do not place furniture outside . For indoor use only. |
| ⊘  | • Stains may be removed with mild soap solution and damp cloth. |
| ⊘  | • Children should not climb or jump on the furniture. |
| ✓  | • Dust and pick-up spills using a clean, non-colored, lint-free cloth. |

Please look in Seat frame for hardware packs and legs.



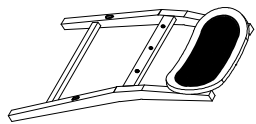


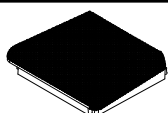
Sets often ship in multiple boxes and may arrive a day or two apart.

CHAIR








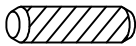
ITEAM: N780P382092



Parts List For one CHAIR (1 box has 2 products)

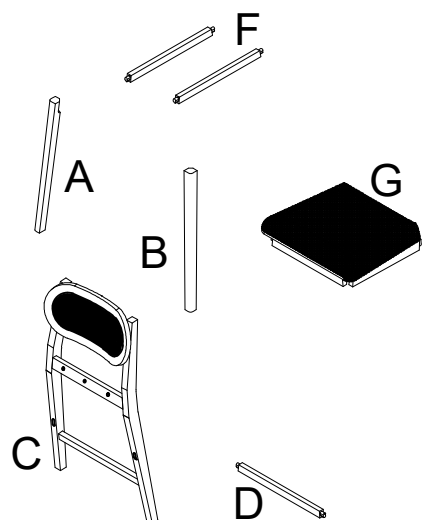
Label	Picture	Description	QTY
A		Front Leg (Left)	1
B		Front Frame (Right)	1
C		Backrest	1
D		Tie Rod (Front)	1
F		Tie Rod (Side)	2
G		Seat Cushion	1

Hardware

Label	Picture	Description	QTY
①		Allen Wrench (M6)	1
②		Bolts (1/4x35)	3
③		Bolts (1/4x60)	5
④		Screws (4x40mm)	7
⑤		Spring Washer (M6x11mm)	7
⑥		Flat Washer (M6x18mm)	7
⑦		Screwdriver (not provided)	1
⑧		Wood dowel (Ø10x30)	2

Assembly Preparation

Before
Beginning
Assembly:



①		X 1
②		X 2 +1
③		X 4 +1
④		X 6 +1
⑤		X 6 +1
⑥		X 6 +1
⑧		X 1 +1



- Read instructions, cover to cover-



- Have 2 adults on hand for assembly-



- Do not assemble on flooring or carpet-



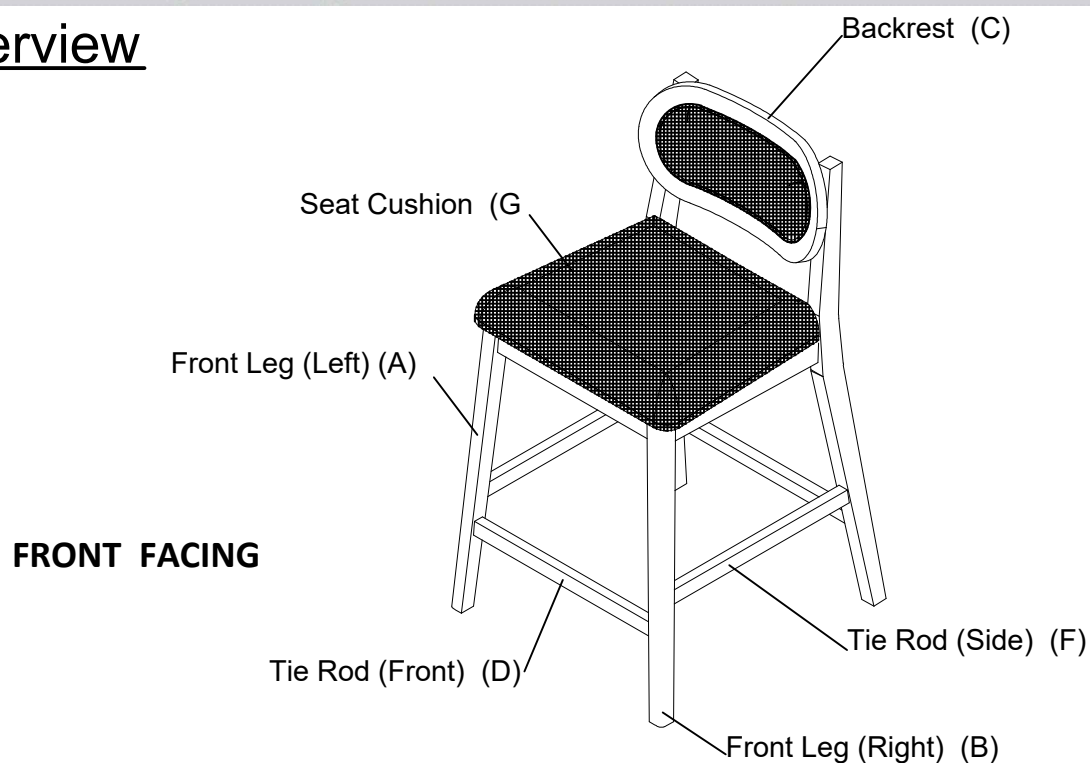
- Assemble on a clean non-marring surface (packing foam)-



- Save all packaging until finished-

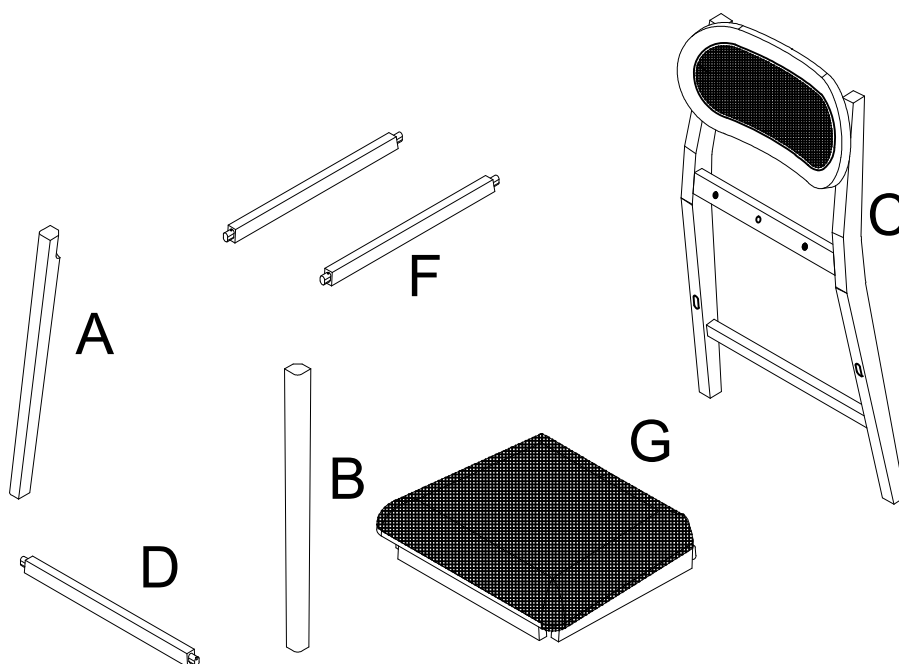
Assembly Steps

Overview



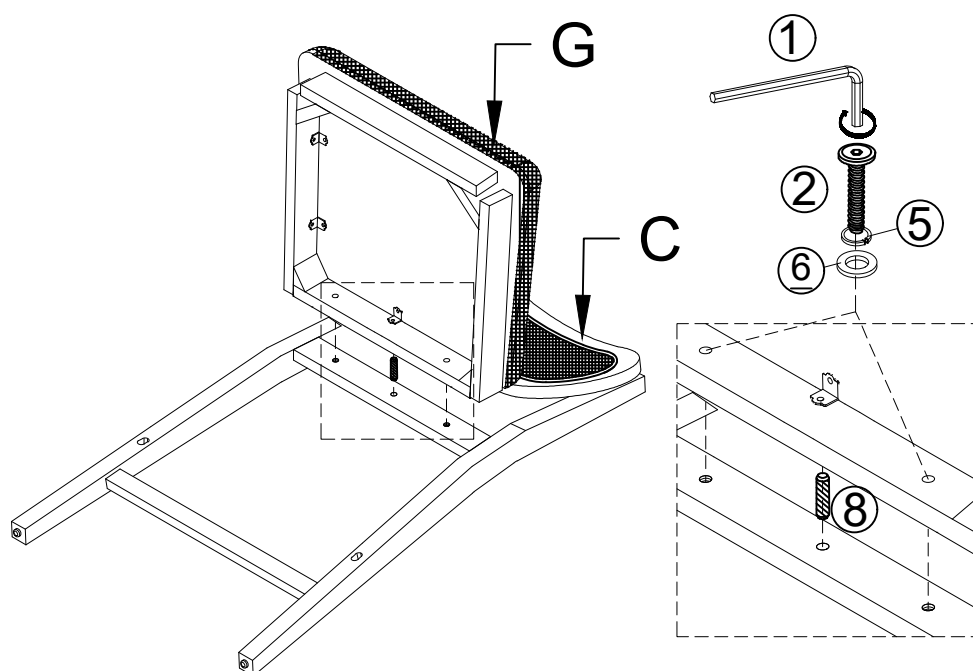
This Bar Stool has multiple parts and may require up to some 30 minutes to assemble. To give you an overview of the chair parts, the above picture is to help you put the various parts into perspective. Please read through the instructions below to familiarise yourself with the parts and steps before assembly.

Step 1



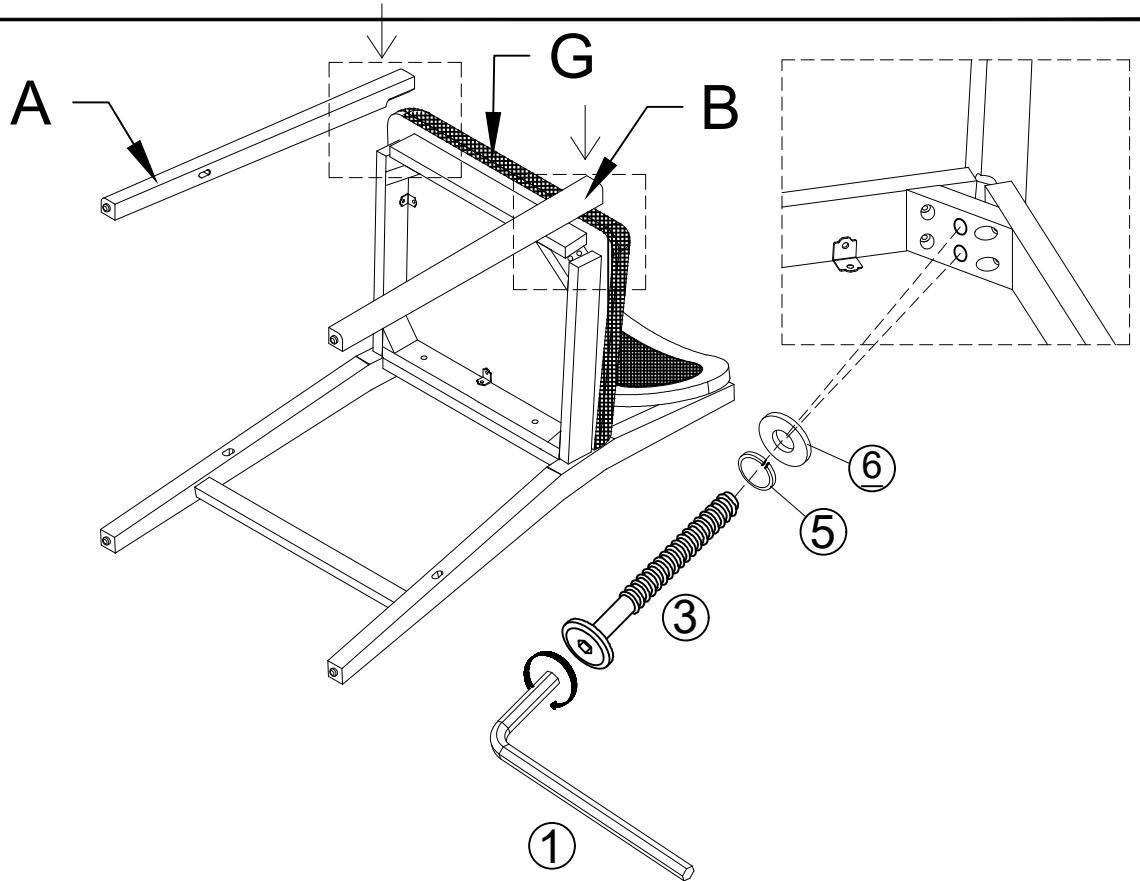
Place all Parts on a clean and flat surface.

Step 2



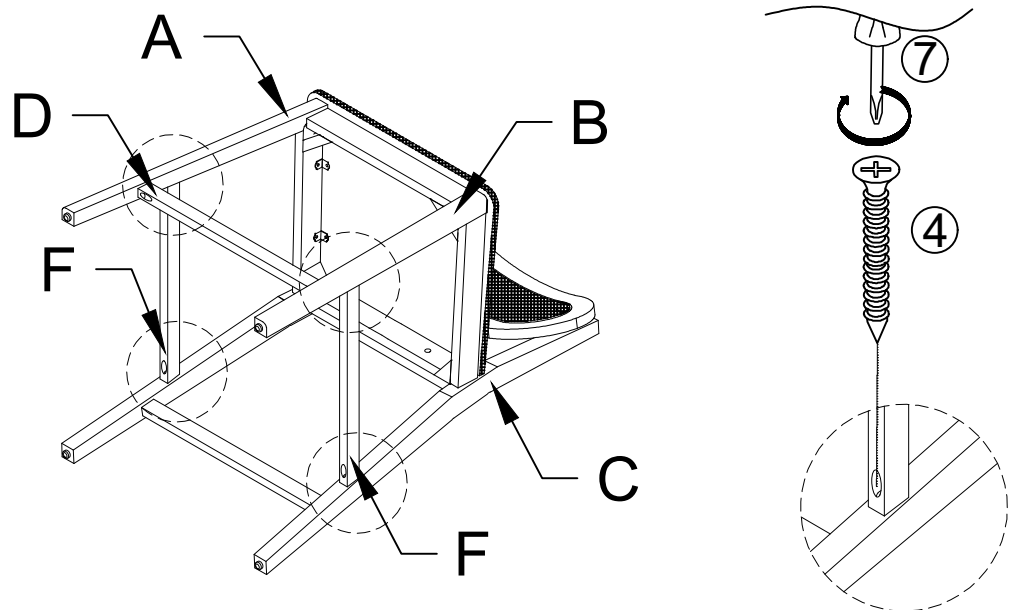
Place the Seat Cushion (G) onto the Backrest (C) using the Allen Wrench (①), Bolts (②), Spring Washer (⑤), Flat Washer (⑥), Wood dowel (⑧) as pictured above. Tighten the Bolts 80%.

Step 3



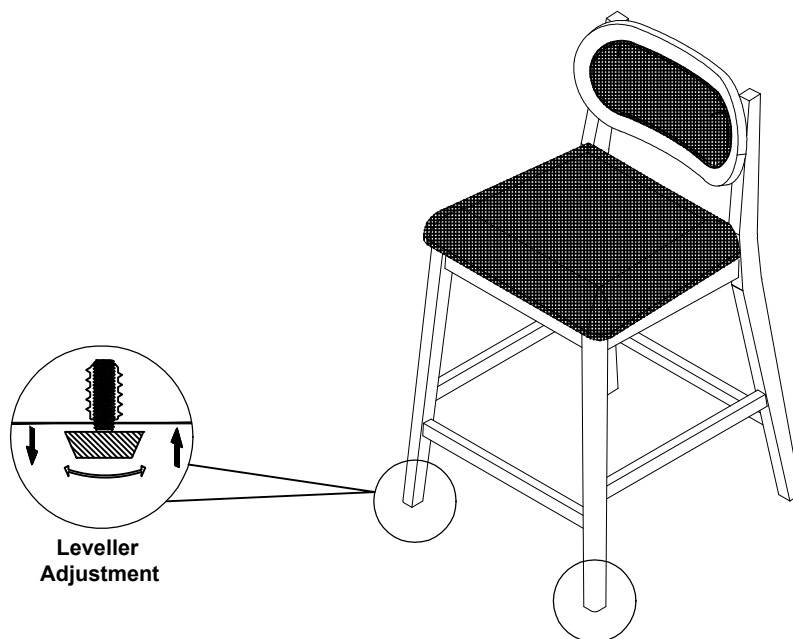
Place the Front Leg (Left) (A) and the Front Leg (Right) (B) onto the Seat Cushion (G), using the Allen Wrench (1), Bolts (3), Spring Washer (5), Flat Washer (6). Tighten the Bolts 80%.

Step 4



Place the Tie Rod (F) onto the Backrest (C), and the Tie Rod (Front) (D) into the Front Leg (Left) (A) and the Front Leg (Right) (B), using the Screwdriver (7) and Screws (4). Tighten the Screws, and bolts.

Step 5



Your Chair is ready for use.
This Chair can only be used on a flat, level surface.

Questions & Answers about Proposition 65

- What is Proposition 65?

Proposition 65 requires businesses to provide warnings to Californians about significant exposures to chemicals that cause cancer, birth defects or other reproductive harm. These chemicals can be in the products that Californians purchase, in their homes or workplaces, or that are released into the environment. By requiring that this information be provided, Proposition 65 enables Californians to make informed decisions about their exposures to these chemicals.

Proposition 65 also prohibits California businesses from knowingly discharging significant amounts of listed chemicals into sources of drinking water.

Proposition 65 requires California to publish a list of chemicals known to cause cancer, birth defects or other reproductive harm. This list, which must be updated at least once a year, has grown to include approximately 900 chemicals since it was first published in 1987.

- What types of chemicals are on the Proposition 65 list?

The list contains a wide range of naturally occurring and synthetic chemicals that include additives or ingredients in pesticides, common household products, food, drugs, dyes, or solvents. Listed chemicals may also be used in manufacturing and construction, or they may be byproducts of chemical processes, such as motor vehicle exhaust.

- What does a warning mean?

If a warning is placed on a product label or posted or distributed at a workplace, a business, or in rental housing, the business issuing the warning is aware or believes that it is exposing individuals to one or more listed chemicals.

By law, a warning must be given for listed chemicals unless the exposure is low enough to pose no significant risk of cancer or is significantly below levels observed to cause birth defects or other reproductive harm.

- Where can I get more information on Proposition 65?

If you have specific questions on the administration or implementation of Proposition 65, you can contact OEHHA's Proposition 65 program at P65.Questions@oehha.ca.gov, or by phone at (916) 445-6900.