

# ASSEMBLY INSTRUCTION



**IMPORTANT**  
PLEASE READ BEFORE YOU CONTINUE FURTHER


THE PRODUCT YOU HAVE PURCHASED WILL GIVE YOU MANY YEARS OF SERVICE IF YOU FOLLOW THE GUIDELINES FOR ITS SAFE ASSEMBLY AND PERIODIC MAINTENANCE AND CLEANING.

DO NOT FOR ANY REASON USE A POWER TOOL TO ASSEMBLE THIS PRODUCT . ITS USE WILL INVALIDATE ANY CLAIM YOU MAY HAVE AND COULD MAKE THIS PRODUCT UNSAFE .

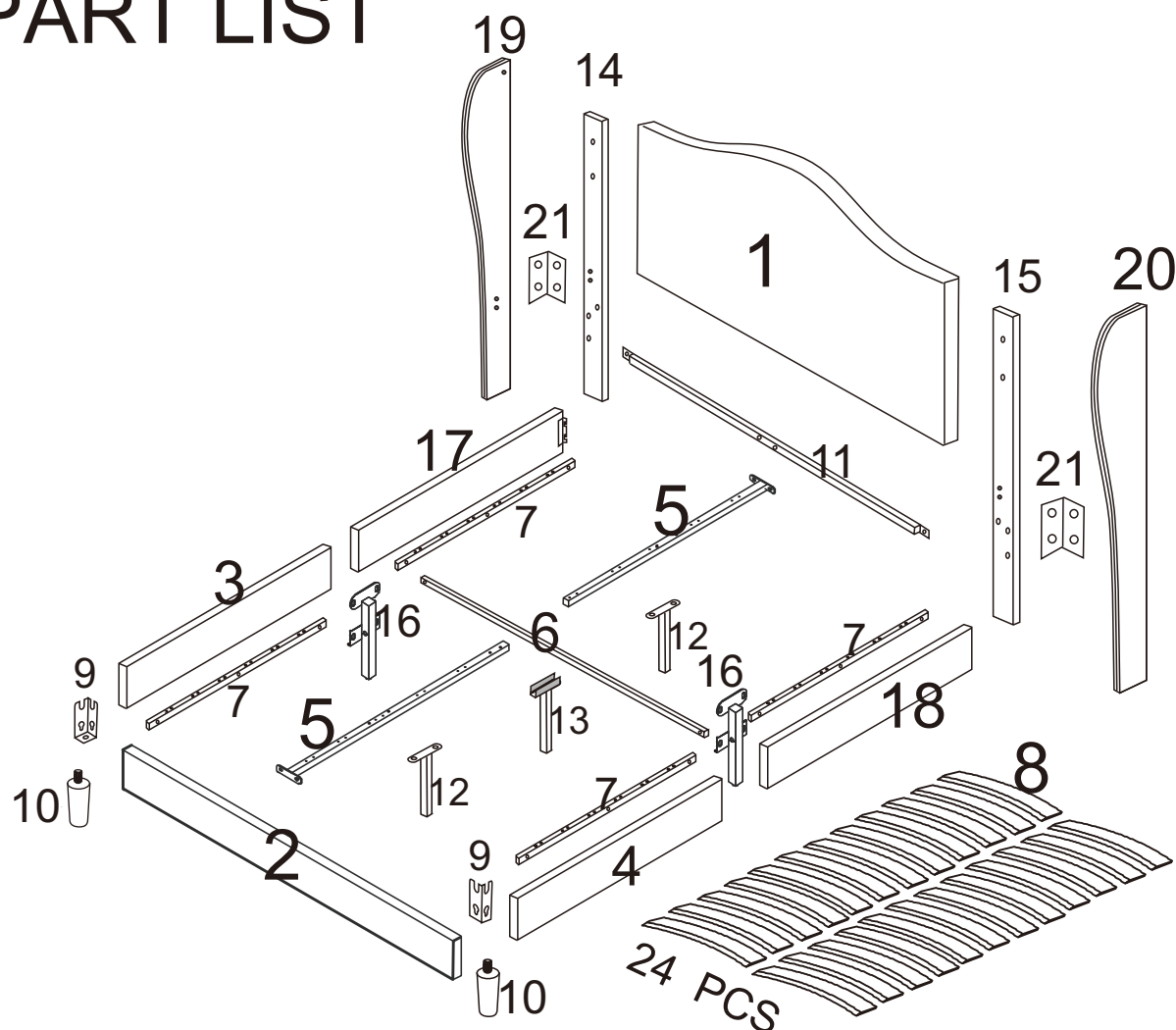
DEPENDING ON THE AMOUNT OF USE THIS PRODUCT RECEIVES IT MAY BE NECESSARY TO TIGHTEN UP THE FIXINGS FROM TIME TO TIME . THIS IS COMPLETELY NORMAL FOR ANY FLAT PACK FURNITURE

FOR CLEANING USE A DAMP CLOTH (NOT WET). DRY DUSTER AND NORMAL FURNITURE POLISH










USE OF POWER TOOLS TO ASSEMBLE THIS PRODUCT WILL INVALIDATE ANY CLAIM AND MAY DAMAGE THIS PRODUCT MAKING IT UNSAFE






# PART LIST

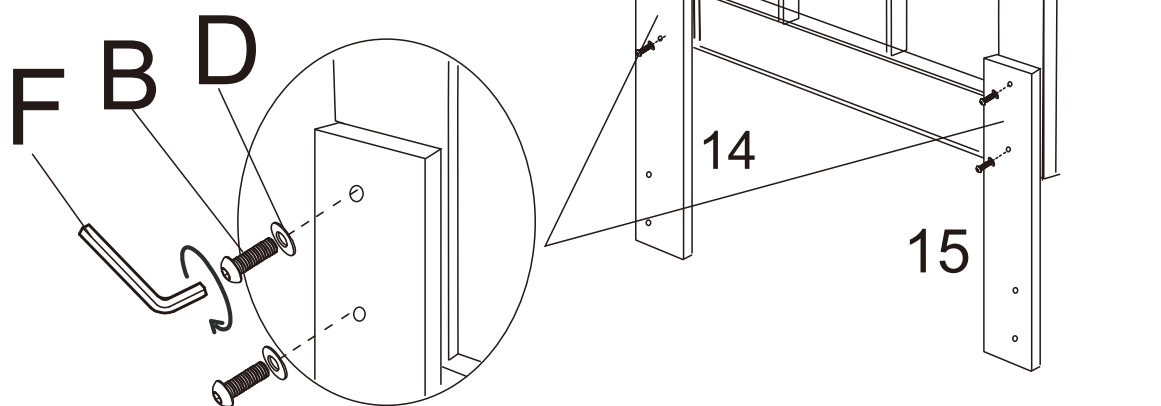


## HARDWARE LIST



| LABEL | PICTURE   | DESCRIPTION    | QTY    |
|-------|---|----------------|--------|
| A     |  | M8*20 BOLT     | 30 PCS |
| B     |  | M8*45 BOLT     | 24 PCS |
| C     |  | NUT            | 10 PCS |
| D     |  | M8 WASHER      | 38 PCS |
| E     |  | SOCKET SPANNER | 1 PC   |
| F     |  | ALLEN KEY      | 1 PC   |
| G     |  |                | 24 PCS |
| H     |  |                | 12 PCS |
| I     |  | M8*30 BOLT     | 2 PCS  |

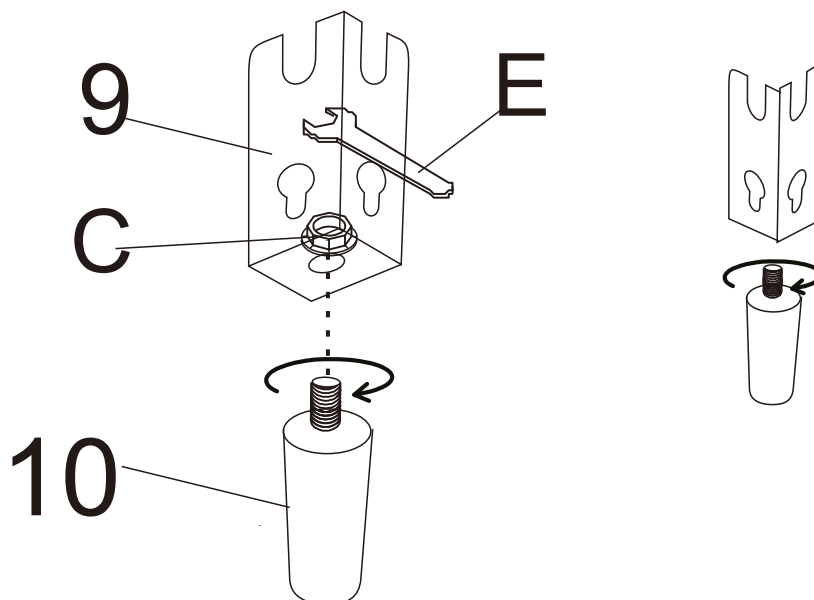
## STEP 1

|  |  |
|--|--|
| <b>B</b>  4 PCS<br>M8*45 BOLT | <b>F</b>  1 PC<br>ALLEN KEY |
| <b>D</b>  4 PCS<br>M8 WASHER  |  |







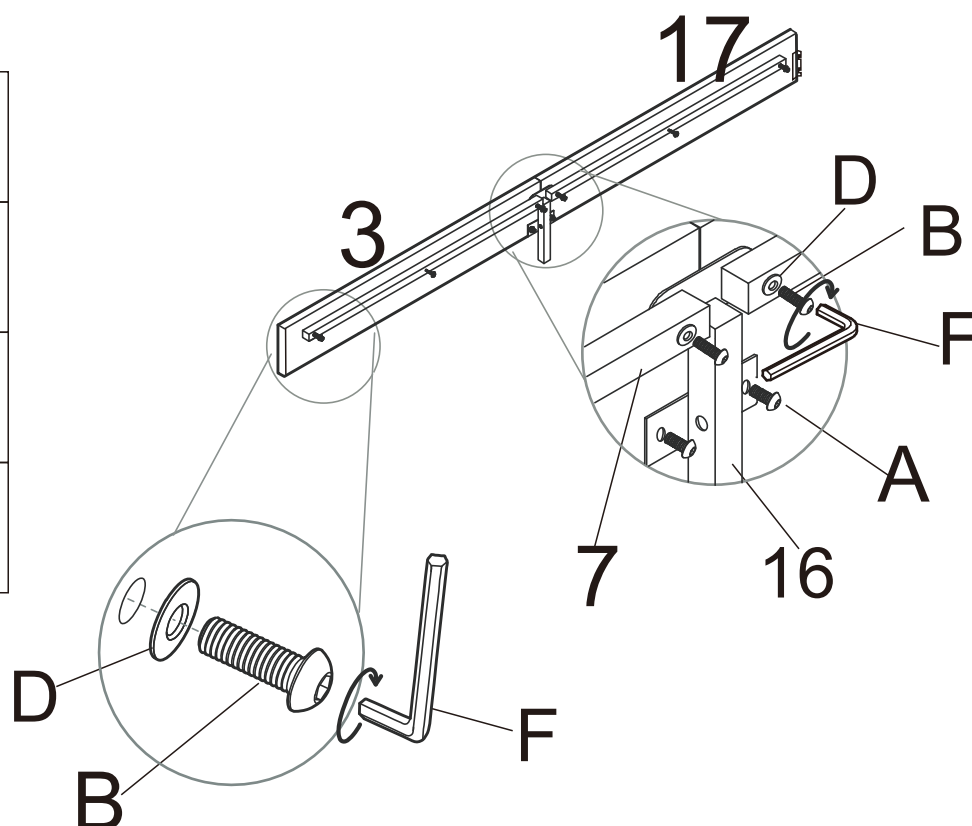
## STEP 2

|   |
|---|
| <b>E</b>  1 PC<br>SOCKET SPANNER |
| <b>C</b>  2 PCS<br>NUT           |






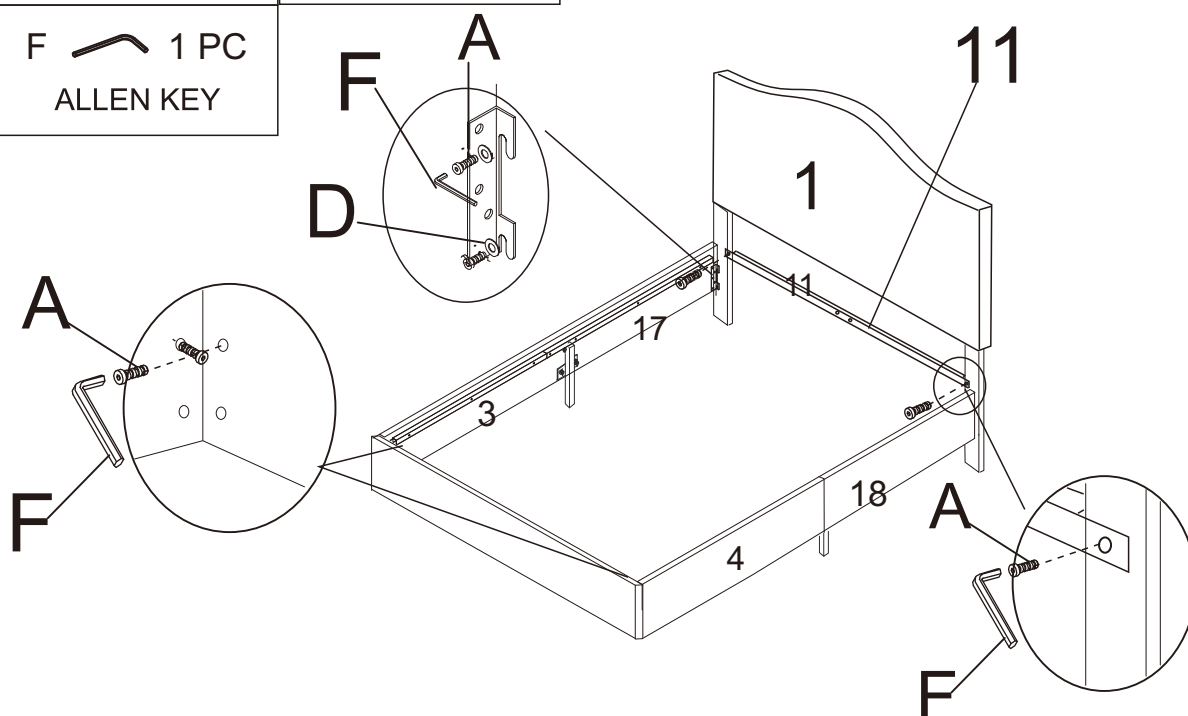
## STEP 3

|   |   |        |
|---|---|--------|
| A |  | 4 PCS  |
|   | M8*20 BOLT  |        |
| B |  | 12 PCS |
|   | M8*45 BOLT  |        |
| D |  | 12 PCS |
|   | M8 WASHER   |        |
| F |  | 1 PC   |
|   | ALLEN KEY   |        |



## STEP 4

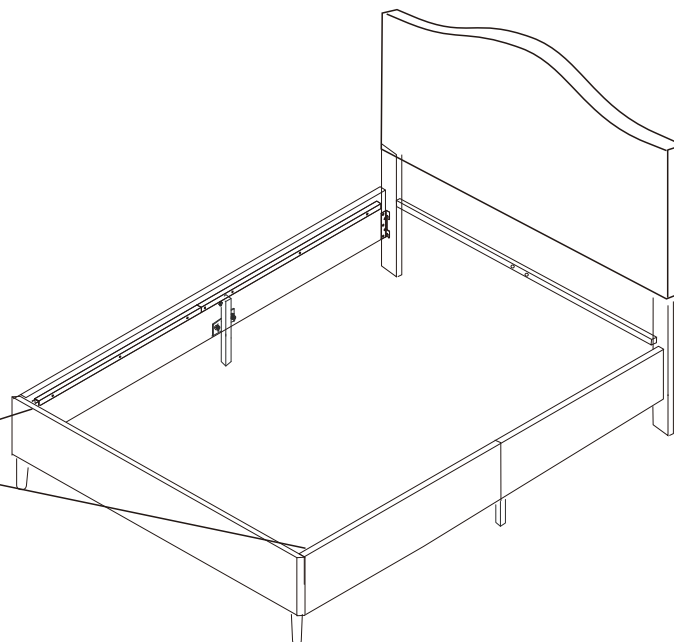
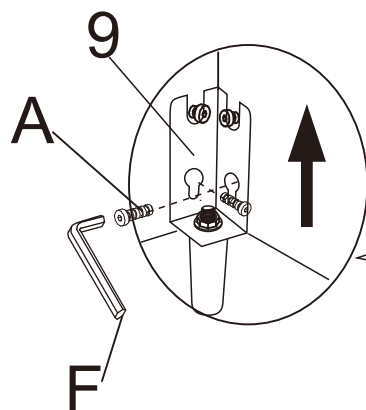
|   |   |        |
|---|---|--------|
| A |  | 10 PCS |
|   | M8*20 BOLT  |        |
| D |  | 4 PCS  |
|   | M8 WASHER   |        |
| F |  | 1 PC   |
|   | ALLEN KEY   |        |




## STEP 5

A  4 PCS  
M8\*20 BOLT

F  1 PC  
ALLEN KEY



## STEP 6

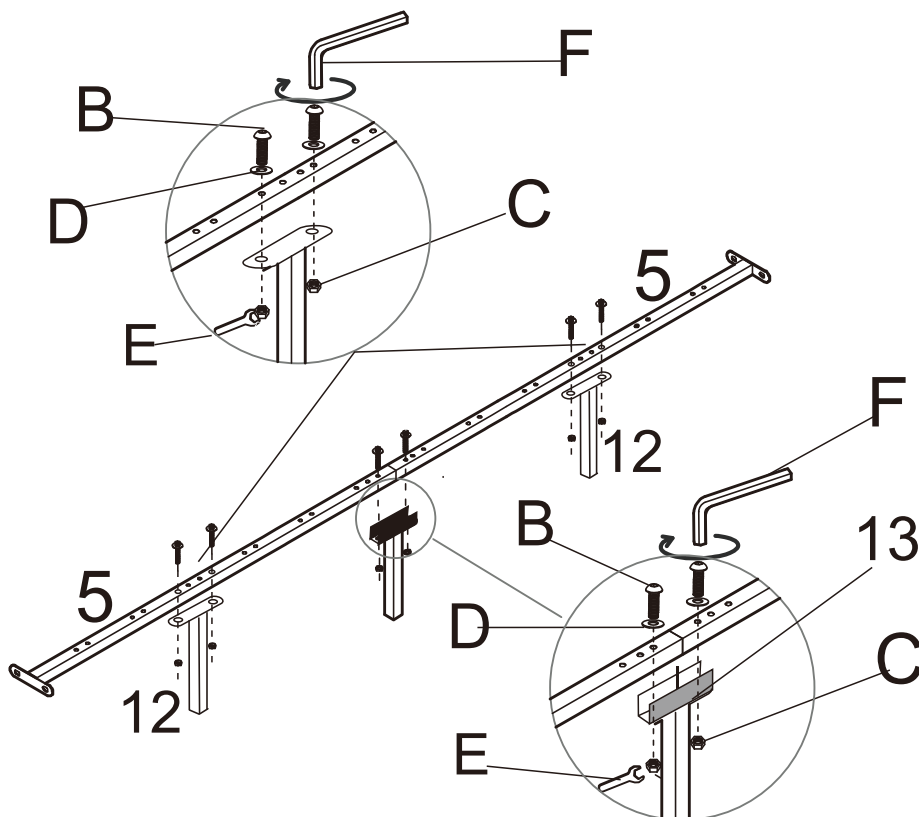
B  6 PCS  
M8\*45 BOLT

D  6 PCS  
M8 WASHER







F  1 PC  
ALLEN KEY

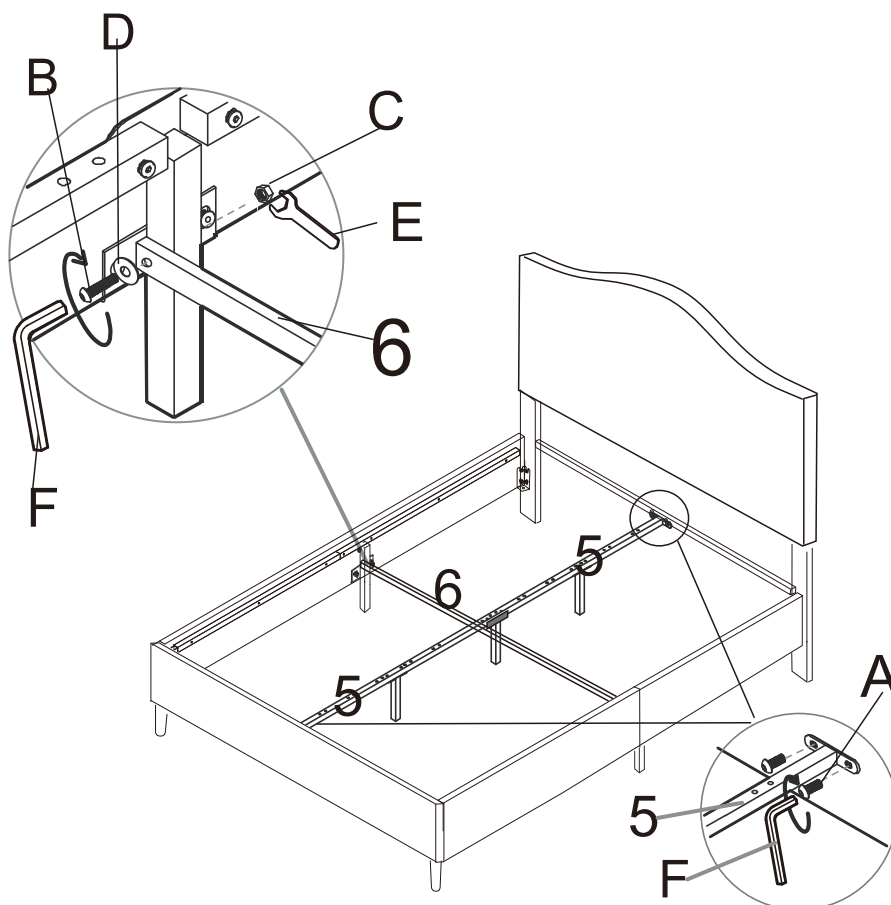
E  1 PC  
SOCKET SPANNER

C  6 PCS  
NUT





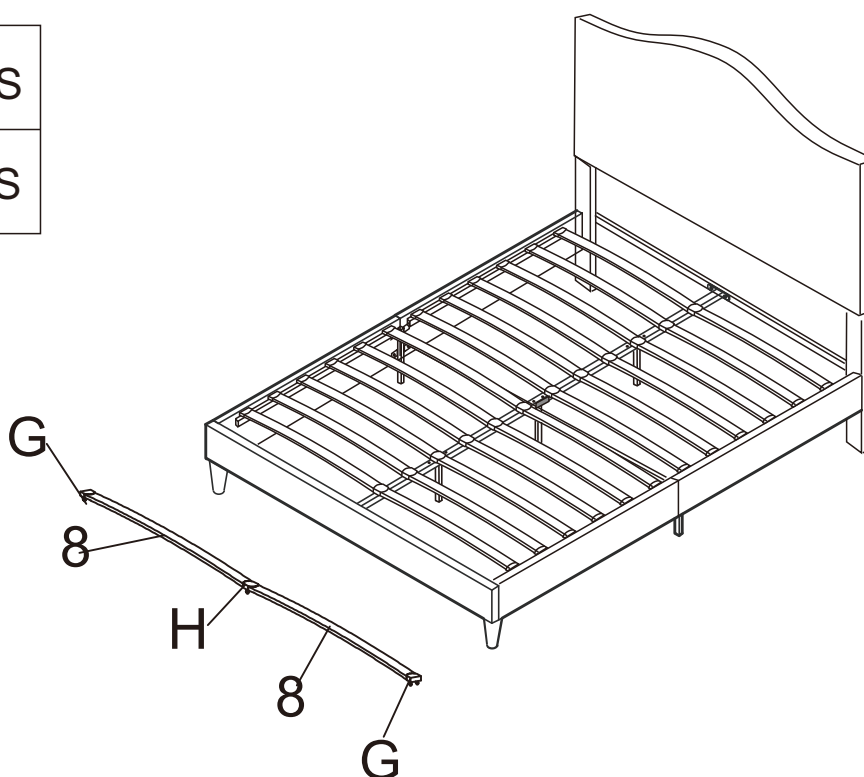
## STEP 7

|   |   |       |
|---|---|-------|
| A |  | 4 PCS |
|   | M8*20 BOLT  |       |
| B |  | 2 PCS |
|   | M8*45 BOLT  |       |
| D |  | 2 PCS |
|   | M8 WASHER   |       |
| F |  | 1 PC  |
|   | ALLEN KEY   |       |
| E |  | 1 PC  |
|   | SOCKET SPANNER  |       |
| C |  | 2 PCS |
|   | NUT   |       |







## STEP 8

|   |   |        |
|---|---|--------|
| G |  | 24 PCS |
| H |  | 12 PCS |



## STEP 9

|          |   |
|----------|---|
| <b>A</b> |  |
| M8*20    |   |
| 8 PCS    |   |
| <b>I</b> |  |
| M8*30    |   |
| 2 PCS    |   |
| <b>F</b> |  |
| 1 PC     |   |
| <b>D</b> |  |
| M8       |   |
| 10 PCS   |   |

