

# DREAMS

IDEA

Instruction Manual



DREAMS/DEA

NO.OP0002

# ABOUT US

*D*REAMSIDEA IS A ONE-STOP HOME

FURNISHING AND SERVICE COMPANY BASED IN USA.

WE ARE DEDICATED TO BRINGING YOUR DREAM HOME TO LIFE.

OUR SERVICES COVER FROM DESIGN, PRODUCTION,

DIRECT SELL, STORAGE, AND TRANSPORTATION.

IF REALITY IS THE NEAR SHORE

AND IDEALISM THE FAR SHORE,

*D*REAMSIDEA

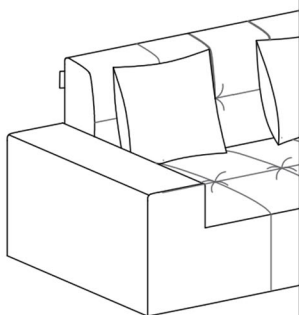
AS THE FERRY BETWEEN THEM,

EAGER TO ACCOMPANY YOU ON A JOURNEY

TO YOUR IDEAL HOME.

ITEM NO.OP0002

# WARRANTY



We strive to offer high quality product and we also try our best to satisfy each customer that order from us, no matter on products or services as needed. Each customer receives a record of their order, such as the order number or item receipt. For any items that are out of warranty period, you may still be able to purchase the replacement parts from our company if they are available.

Are you having difficulty  
with assembly? Missing parts?

Please contact us : [info@firstopintl.com](mailto:info@firstopintl.com)

Tel: (562)-781-3327

send an email with your order No. to us

For return, please check the return policy with  
the retailer or platforms you bought from.

Appreciate your purchasing from us.

Pop up your life by our furniture !

# MAINTAINANCE AND WARNING

Please read the manual thoroughly  
before you start installing.

Please keep the product away from  
sharp object.

Packaging and small parts may have  
chocking hazard, please keep them away  
from children and pets.

Please clean the product according to each  
clean code, check the product description  
for more information.

Please keep the product away from  
fire.

If you have any other questions, please  
contact us, we will be glad to help you out.

If the product is placed under direct  
sunlight, the pattern or color might fade  
away overtime.

Check the product periodically to make  
sure everything is secured and tightened.

Always use proper tools for installation.

Do not jump on the product.



Around 5 min



# PRDOUCT DESCRIPTION

Waterproof Fabric Made for the  
Outdoors: Upholstered in a durable,  
water resistant cotton blend, this  
sofa is designed to handle sun, rain,  
and splashes effortlessly.

All Foam Compressed Structure:  
Crafted entirely from high resilience  
sponge and synthetic fiber, the sofa  
is soft, supportive, and free of hard  
edges.

Spacious Double Seat and Chaise  
Layout: Relax solo or with a friend,  
this two part design offers generous  
seating with room to stretch out.

Strong & Supportive Build: Despite  
its soft feel, the structure can handle  
up to 390 lbs per section, perfect for  
all day lounging.

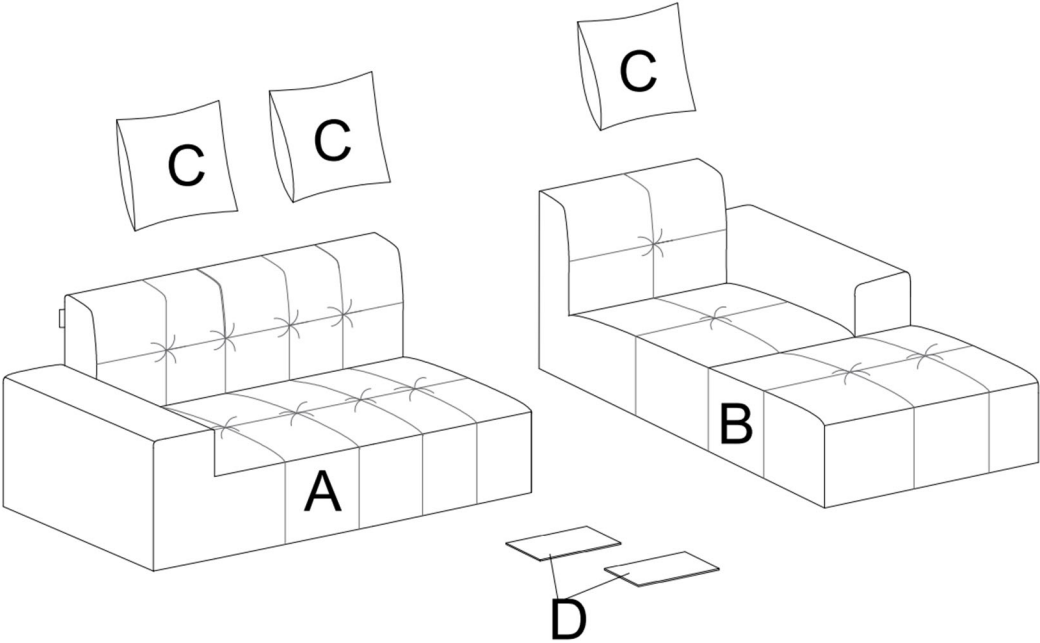
Anti Slip Base for Added Stability: A  
non slip fabric bottom keeps the sofa  
securely in place, whether you place  
it on wood, stone, or tile.

Dream



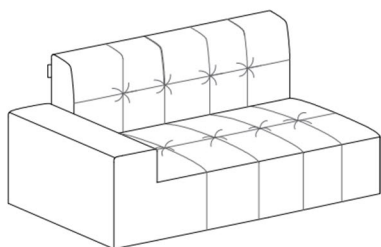
House

# EXPLODED VIEW



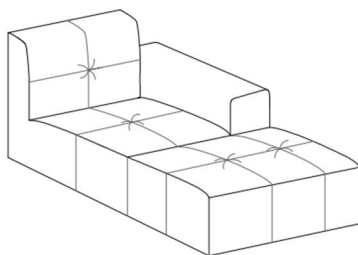
# PARTS

A\*1



Sofa

B\*1



Chaise Sofa

C\*3



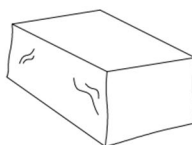
Pillows

D\*2



Felt fabric

E\*2



Waterproof cover

# Product manual

## General Information

This sofa is suitable for both indoor and outdoor use. Its cushion is made of sponge and comes in a compressed package, while the cover is sewn with waterproof fabric.

## Outdoor Use Precautions

-Ground Condition: When using the sofa outdoors, ensure the ground is dry. Avoid placing it on wet or water-logged surfaces. If the ground is damp, use a waterproof mat underneath.

-Water Exposure: The sponge has basic water-resistance, but it should not be exposed to rain. Use it under a rain shelter or umbrella. If used in the open air, cover it tightly with a waterproof cover immediately after use.

## Recovery Time

Since the sofa is made of fully compressed sponge, it will take more than 48 hours, and possibly up to 72 hours, to regain its original shape after unpacking.

## Maintenance

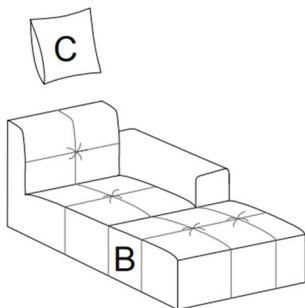
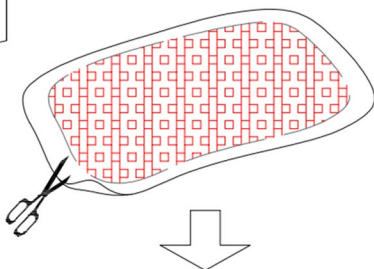
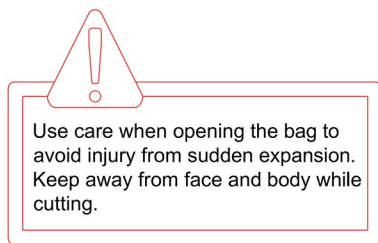
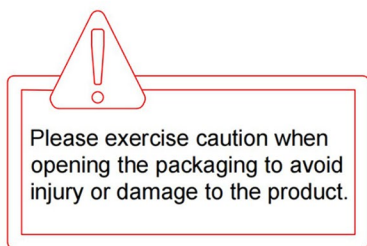
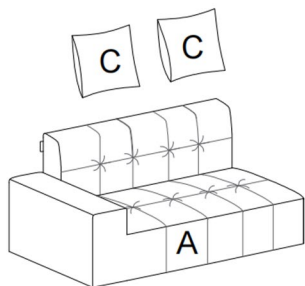
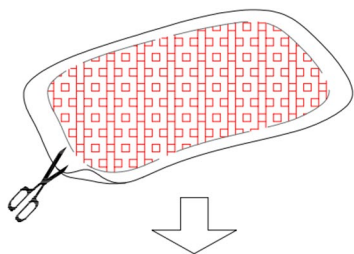
-Sun Protection: After use, cover the sofa with the sofa cover to prevent fading and sponge aging caused by sun exposure.

Avoid Sharp Objects: Keep sharp objects and pets away to prevent the waterproof fabric from being scratched.

-Cleaning: In case of dirt, clean the sofa with a soft brush and mild soapy water. Then, use a towel to blot dry. Do not wash it directly with water.

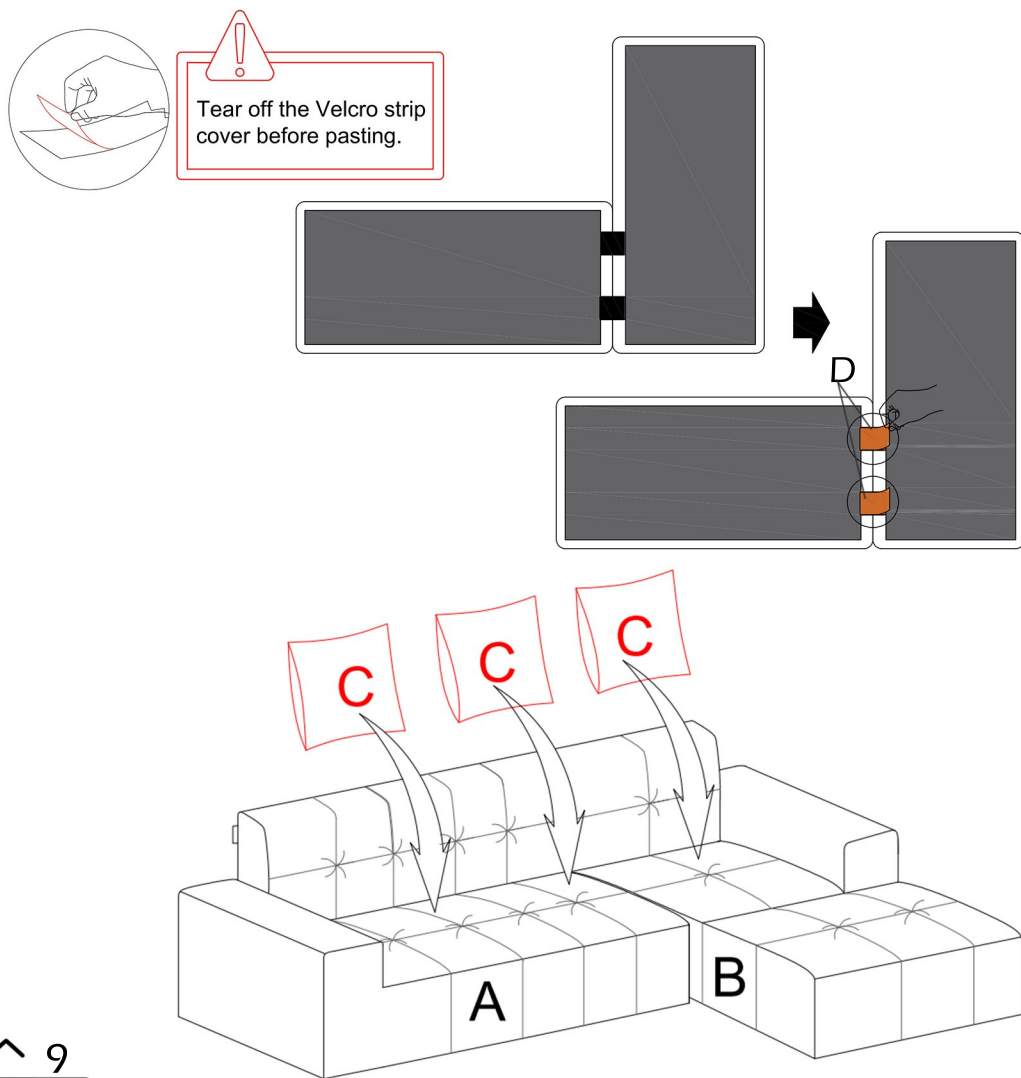
# step 1 –Cut the air-compressed bags

This series is made entirely from air-compressed foam. The sofa may feel too soft or under-inflated immediately after unpacking. Please allow at least **72** hours for the foam to fully expand and regain its intended shape and firmness before use.



# step 2 —Attach Velcro and place the pillows

Each carton includes a piece of felt fabric. Attach it to the Velcro strips at the bottom of the sofa to connect the individual modules together. If you are using a single sofa module and do not need to combine multiple pieces, this felt fabric is not required. Place the pillows (C) on it.



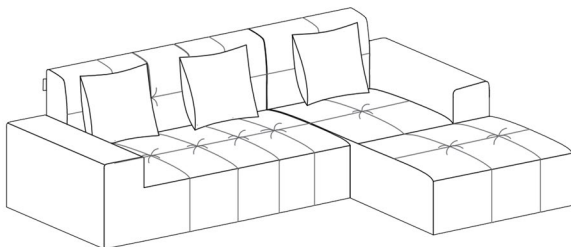
# step 3 —Put on the cover.

## NOTICE

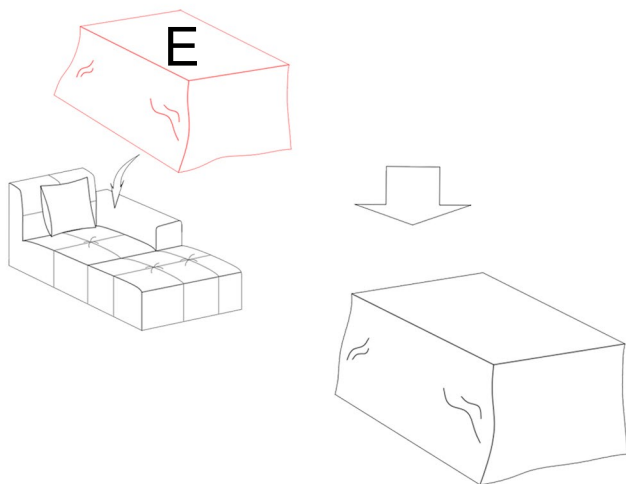


The product requires at least **72 HOURS** to return to its original shape after being removed from the air compression bag.

The restore period is **IMPORTANT** for the product please try not to use it while restoring.



You can cover the product with the Dust Cover when not use.





ASSEMBLY INSTRUCTIONS

Tel.(562)-781-3327

Please contact us:info@firstopintl.com

<https://www.dreamsidea.com>