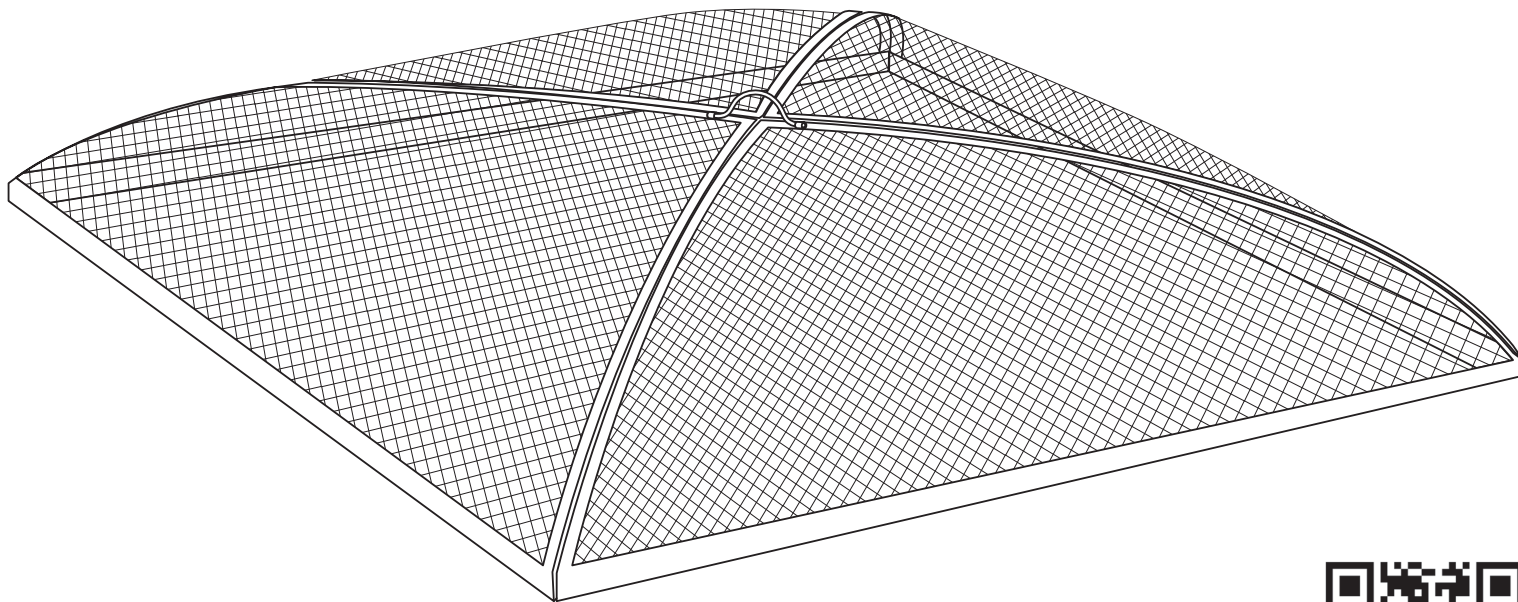
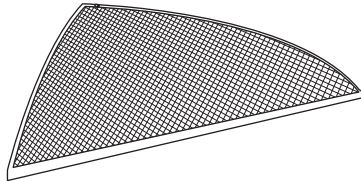




SQUARE FIRE PIT SPARK SCREEN

KF-SQS-KD

Review all assembly and care information before using this product. Save this manual for future reference.
Assemble components on a soft, clean surface to avoid damaging the finish.



No.	PARTS	QTY.
A	 Screen Panel	4
B	 M6x12mm Bolt Set	12* OR 16*
C	 Handle	1

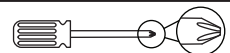

*Bolt quantity varies by screen size



Inspect packaging to ensure all parts are accounted for before disposing of packing materials.



**SCAN TO
VIEW OUR
ASSEMBLY
VIDEO**

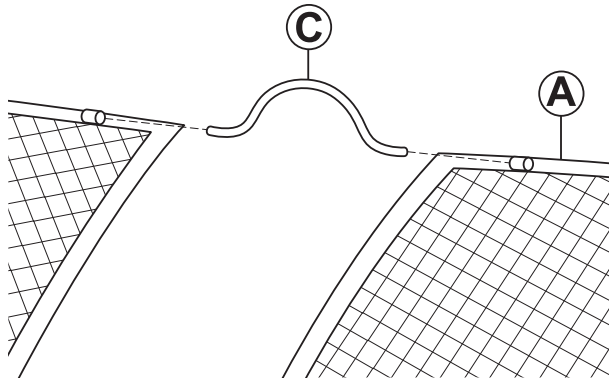
TOOLS REQUIRED (not included)	
	Phillips Screwdriver
	Adjustable Wrench

WARNING:

Manufacturer and seller expressly disclaim any and all liability from personal injury, property damage or loss, whether direct or indirect, or incidental, resulting from the incorrect attachment, improper use, inadequate maintenance, or neglect of this product.

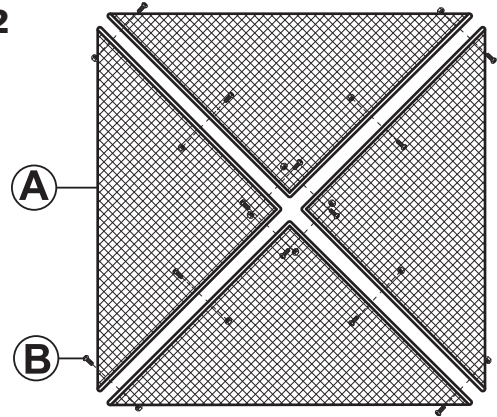
ASSEMBLY

STEP 1



Install Handle (C) between retaining brackets on Screen Panels (A).

STEP 2



Secure screen panels (A) by hand-tightening M6x12mm Bolt Sets (B). Finish tightening all hardware.

CARE & MAINTENANCE

SAFE USE: The screen will become extremely hot while in use. Always use a lifter tool or heat-resistant gloves to open and close the screen; if using gloves, ensure they are designed for handling hot metal.

EXPOSURE & MAINTENANCE: Long-term exposure to high-intensity heat can cause the mesh screen to warp and the high-temperature paint to flake or burn off from the steel. If the steel is exposed to moisture, it will rust. As with any outdoor steel product, periodic maintenance is required to maintain integrity and appearance. Remove rust with sandpaper or a steel brush, repaint with a suitable high-temperature paint; follow the paint manufacturer's instructions and ensure the paint is completely dry before using the screen again.

AVOID ACCELERANTS: Never use accelerants to start a fire; this is dangerous and can damage the spark screen.

AVOID PLASTIC: Never use any plastic materials in or nearby a fire. It could burn through the mesh screen, and it is very difficult to remove the residue. Additionally, the emissions from burning plastic are toxic.

USE ON A SAFE SURFACE: Always use the screen on a smooth, non-combustible surface. Do not set a hot spark screen on or near combustible surfaces. Take care never to drop your spark screen, as any breakage could cause permanent damage.

COVER & STORE: When not in use, store in a dry location to protect the screen from the effects of weather elements. Do not leave the screen outdoors when not in use. Manufacturer is not liable for damage resulting from use and/or environmental conditions.

! SAFETY STATEMENTS & WARNINGS !

- Screen will become hot when in use. Failure to wear protective gloves when handling may lead to serious injury.
- Only use this screen on a level, non-combustible surface.
- Always follow local laws and regulations when burning.
- Exercise the same care and precautions as you would with an open fire.
- Do not use this item during rainy or windy conditions.
- Never use accelerants such as, but not limited to, gasoline, alcohol, paint thinners, kerosene, as this may cause serious injury or product damage.
- Never leave the unit unattended while hot or in use.
- Keep out of reach of children.
- Always supervise children and pets when this item is in use.
- DO NOT USE CHEMICAL-BASED CLEANERS as this may damage the product and/or ignite a flame during the next use.
- Extinguish fires properly before leaving. Use a fire extinguisher or a bucket of sand to smother the fire if necessary. Do not use water to extinguish hot fires or embers as this may cause serious injury and may damage the product. Never extinguish a fire while the screen is closed, as doing so may damage the product.
- Ensure the screen is completely cool before moving, covering or storing.

Any modification to the product or failure to follow recommended care will void the product warranty.

If you experience issues with assembly or the product was damaged during transit, please contact our customer service team through one of the methods mentioned at the top of page 1. Please have the item number and order information ready to expedite response time.

! WARNING:

Manufacturer and seller expressly disclaim any and all liability from personal injury, property damage or loss, whether direct or indirect, or incidental, resulting from the incorrect attachment, improper use, inadequate maintenance, or neglect of this product.