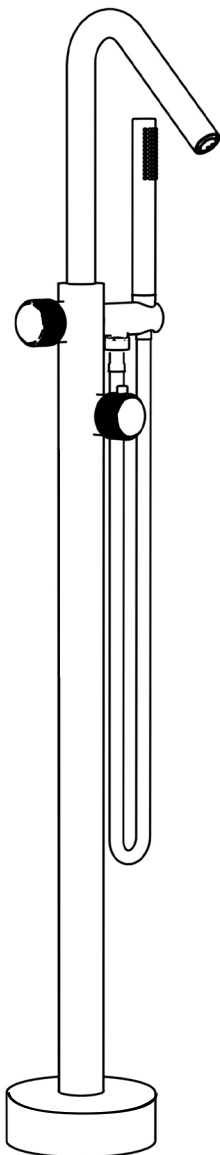


User's Manual



**Please Do Not Return the Product to the Store.
Contact us with any questions.**

Installation Manual



ANSI

APMO

UPC

5001 East Philadelphia Street, Ontario, California 91761-2816 - USA - 909-472-4100 - 909-472-4244 - www.iapmo.org

CERTIFICATE OF LISTING

IAPMO Research and Testing, Inc. is a product certification body which tests and inspects samples taken from the supplier's stock or from the market or a combination of both to verify compliance to the requirements of applicable codes and standards. This activity is coupled with periodic surveillance of the supplier's factory and warehouses as well as the assessment of the supplier's Quality Assurance System. This listing is subject to the conditions set forth in the accompanying listing and is not to be construed as any recommendation, assurance or guarantee by IAPMO Research and Testing, Inc. of the product except as by Authorized Listing Jurisdiction.

This certificate is not evidence of current listing. To verify listing status, visit the IAPMO RAT Product Listing Directory at pld.iapmo.org

Effective Date: December 2019 -Rev. 2/24/2020- Void After: December 2024

Product: Flexible Water Connectors File No. 5311

Issued To: Fankai Group Inc.
Mechanical & Electrical
Industrial Zone,
Yuhuan County,
Yuhuan 317600, ZHEJIANG
China

Identification: Products shall be marked with manufacturer's name or trademark, a statement "For use with water in accessible locations only." The products shall also bear the cUPC® certification mark. Markings shall be by means of either a permanent mark on the product, a label on the product or a tag attached to the product.

Characteristics: Flexible water connectors manufactured in various sizes, lengths and metal end fittings for hot or cold water applications that consist of an inner tube, which may or may not have an outer braided cover. Connectors are to be installed for use in accessible locations only. To be installed in accordance with the manufacturer's instruction, and the latest edition of the Uniform Plumbing Code and National Plumbing Code of Canada.

Products listed on this certificate have been tested by an IAPMO RAT recognized laboratory. This recognition has been granted based upon the

Tom Collins

Chairman, Product Certification Committee

Ran Cheng

CEO, The IAPMO Group

APMO RAT

Product Listing Directory

This listing period is based upon the last date of the month indicated on the Effective Date and Void After Date shown above. Any change in material manufacturing process, marking or design without having first obtained the approval of the Product Certification Committee, or any evidence of non-compliance with applicable codes and standards or of inferior workmanship, may be deemed sufficient cause for revocation of this listing. Production of or reference to this form for advertising purposes may be made only by specific written permission of IAPMO Research and Testing, Inc. Any alteration of this certificate could be grounds for revocation of the listing. This document shall be reproduced in its entirety.

ANSI

APMO

UPC

5001 East Philadelphia Street, Ontario, California 91761-2816 - USA - 909-472-4100 - 909-472-4244 - www.iapmo.org

CERTIFICATE OF LISTING

IAPMO Research and Testing, Inc. is a product certification body which tests and inspects samples taken from the supplier's stock or from the market or a combination of both to verify compliance to the requirements of applicable codes and standards. This activity is coupled with periodic surveillance of the supplier's factory and warehouses as well as the assessment of the supplier's Quality Assurance System. This listing is subject to the conditions set forth in the accompanying listing and is not to be construed as any recommendation, assurance or guarantee by IAPMO Research and Testing, Inc. of the product except as by Authorized Listing Jurisdiction.

This certificate is not evidence of current listing. To verify listing status, visit the IAPMO RAT Product Listing Directory at pld.iapmo.org

Effective Date: November 2019 Void After: November 2024

Product: Plumbing Fixture Fittings File No. 10633

Issued To: Aqua Gallery Co., Ltd
11th-15th Aio Block
International Ceramics
Sanitary City, 528000
Foshan,
China

Identification: Plumbing supply fittings complying with this Standard shall be marked with the manufacturer's recognized name, trademark, or other mark or, in the case of private labeling, the name, trademark or other mark of the customer for whom the fitting was manufactured. The marking shall be accomplished by use of a permanent mark or by placing a permanent label on the product. Markings on plumbing supply fittings shall be visible after installation.

Single-handle, single-control, and automatic compensating mixing bath and shower valves shall have identifiable temperature control settings in which the settings are indicated by words ("cold", "warm", "hot", etc.), by numbers, or graphically.

Packages shall be marked with the manufacturer's name, trademark, or other mark as well as the model number or, in the case of private

Tom Collins

Chairman, Product Certification Committee

Ran Cheng

CEO, The IAPMO Group

APMO RAT

Product Listing Directory

This listing period is based upon the last date of the month indicated on the Effective Date and Void After Date shown above. Any change in material manufacturing process, marking or design without having first obtained the approval of the Product Certification Committee, or any evidence of non-compliance with applicable codes and standards or of inferior workmanship, may be deemed sufficient cause for revocation of this listing. Production of or reference to this form for advertising purposes may be made only by specific written permission of IAPMO Research and Testing, Inc. Any alteration of this certificate could be grounds for revocation of the listing. This document shall be reproduced in its entirety.

ANSI

APMO

UPC

5001 East Philadelphia Street, Ontario, California 91761-2816 - USA - 909-472-4100 - 909-472-4244 - www.iapmo.org

CERTIFICATE OF LISTING

IAPMO Research and Testing, Inc. is a product certification body which tests and inspects samples taken from the supplier's stock or from the market or a combination of both to verify compliance to the requirements of applicable codes and standards. This activity is coupled with periodic surveillance of the supplier's factory and warehouses as well as the assessment of the supplier's Quality Assurance System. This listing is subject to the conditions set forth in the accompanying listing and is not to be construed as any recommendation, assurance or guarantee by IAPMO Research and Testing, Inc. of the product except as by Authorized Listing Jurisdiction.

This certificate is not evidence of current listing. To verify listing status, visit the IAPMO RAT Product Listing Directory at pld.iapmo.org

Effective Date: March 2019 Void After: March 2024

Product: Plumbing Fixture Fittings - Components File No. MC-9703

Issued To: Ningbo Manhai Cartridge Technology Co., Ltd.
Zixhen Zone, Chunhui
Fenghua, JIANGSU 315538
China

Identification: Each fitting component shall bear permanent legible markings to identify the manufacturer. This marking shall be the trade name, trademark, or other mark known to identify the manufacturer. The product shall also bear all other markings required by the standard. The marking shall be applied so as to be visible after installation. The product or packaging shall also bear the cUPC® certification mark along with the term "COMPONENT" above.

Characteristics: Plumbing fixture fitting components to be installed in accordance with the manufacturer's instructions and the requirements of the latest edition of the Uniform Plumbing Code.

Products listed on this certificate have been tested by an IAPMO RAT recognized laboratory. This recognition has been granted based upon the laboratory's compliance to the applicable requirements of ISO/IEC 17025.

Products are in compliance with the following code(s):
Uniform Plumbing Code (UPC®)

Tom Collins

Chairman, Product Certification Committee

Ran Cheng

CEO, The IAPMO Group

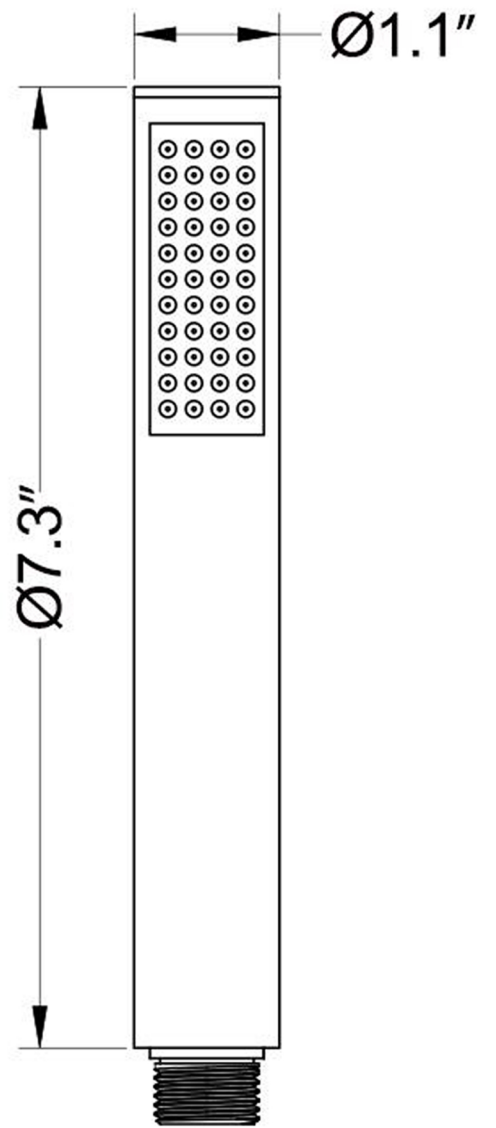
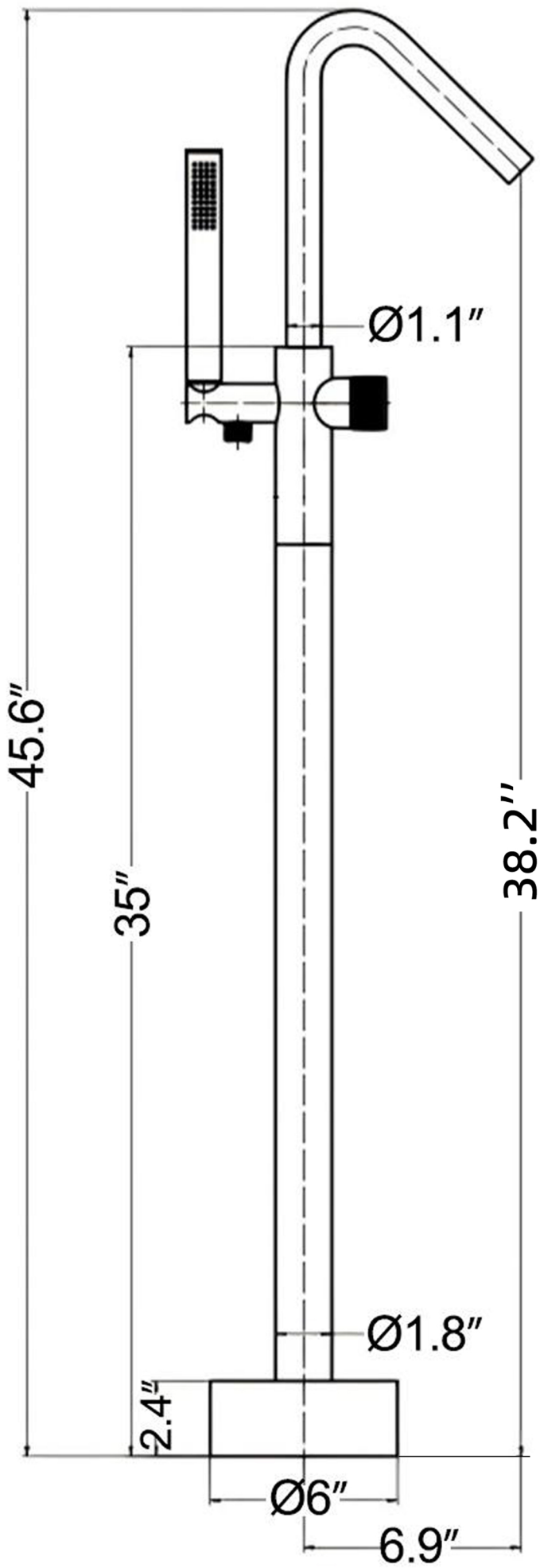
APMO RAT

Product Listing Directory

This listing period is based upon the last date of the month indicated on the Effective Date and Void After Date shown above. Any change in material manufacturing process, marking or design without having first obtained the approval of the Product Certification Committee, or any evidence of non-compliance with applicable codes and standards or of inferior workmanship, may be deemed sufficient cause for revocation of this listing. Production of or reference to this form for advertising purposes may be made only by specific written permission of IAPMO Research and Testing, Inc. Any alteration of this certificate could be grounds for revocation of the listing. This document shall be reproduced in its entirety.

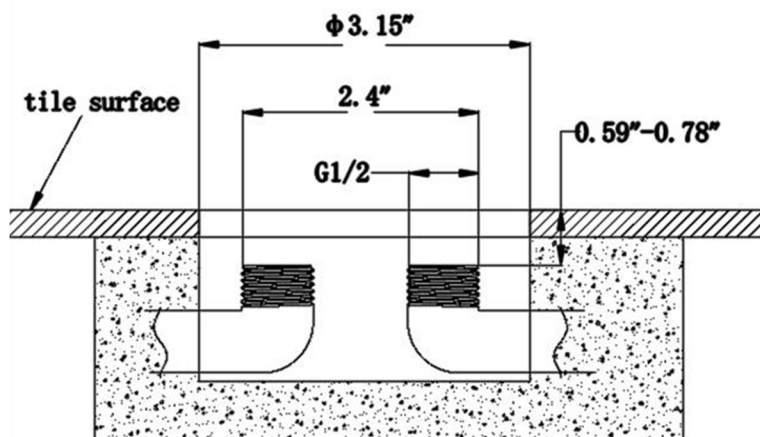
After-sales email address: aftersales@ekika.net

Product size

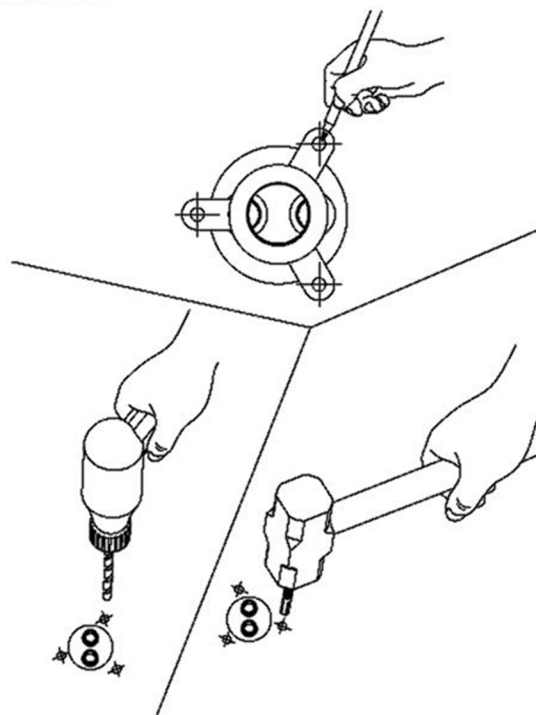


INSTALLATION STEPS

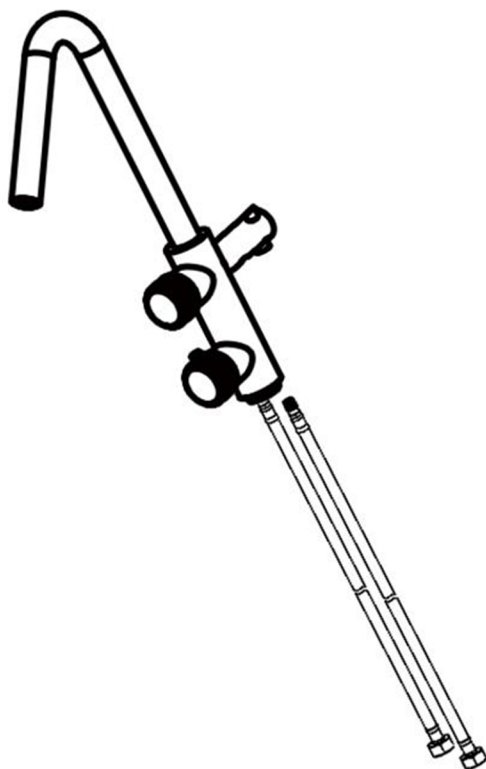
1. The construction of pre-embedded pipes on the ground should follow the diagram below, with the thread of the water outlet being lower than the tile surface.



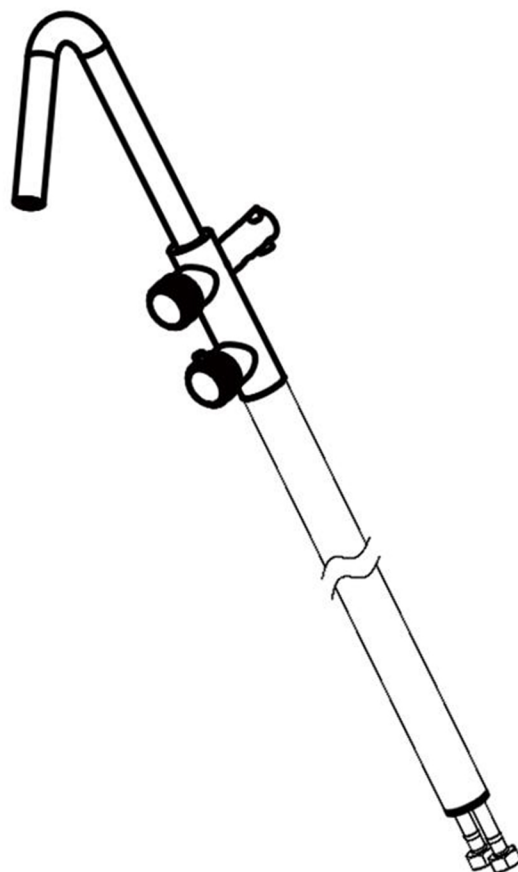
2. Mark the positions for the three claw holes and proceed with drilling. When drilling, please avoid the pre-embedded pipelines. Meanwhile, adjust the direction of the faucet and bathtub, and then install the expansion screws.



3. Tighten the water inlet pipe onto the main body.

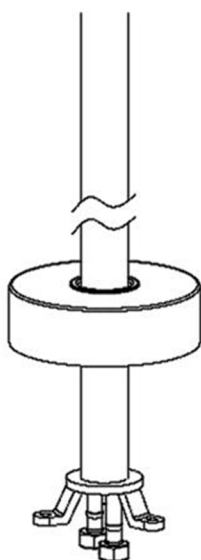


4. Tighten the connecting post again.

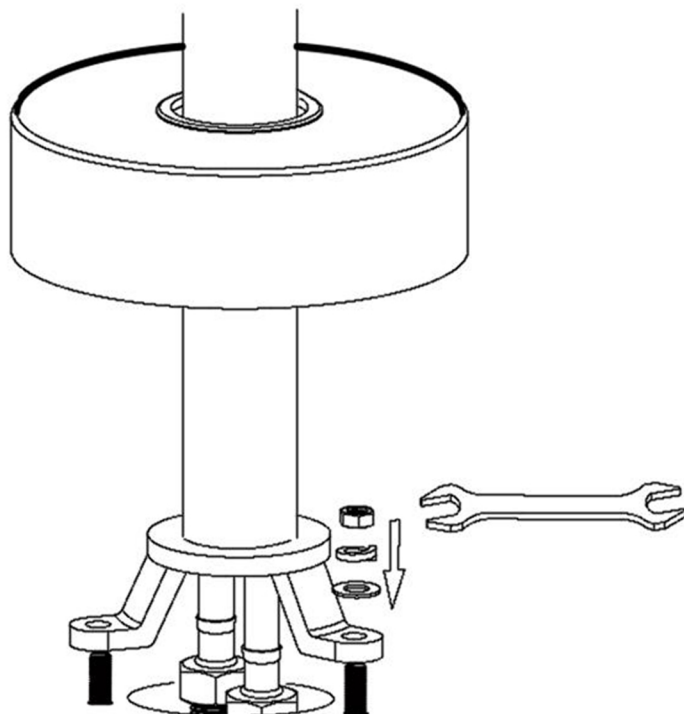


INSTALLATION STEPS

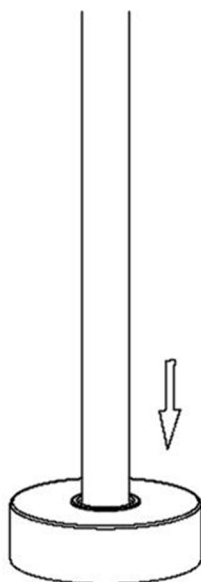
5. Install the bottom cover and the three claws in order. Apply anaerobic adhesive on the threads of the three claws.



6. Tighten the water inlet pipe, and then lock the three claws securely. (Distinguish between cold and hot water pipes)



7. Press down the bottom cover to make it flush with the tile surface.



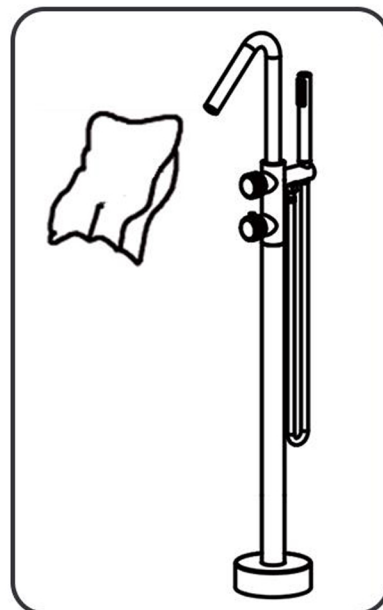
8. Install the handheld shower head and shower hose.



Care and maintenance

To maintain a clean, bright appearance and optimal performance of your shower head, please follow these care instructions:

1. Rinse with water only and dry with a soft cotton cloth.
2. For surface dirt or limescale buildup, use a mild liquid detergent or a colorless, non-abrasive glass cleaner. A non-abrasive polish may also be used.
3. Do NOT use: abrasive detergents or polishes, emery cloth, paper towels, scrapers, etc.
4. Do NOT use: acidic cleaners, or cleaners and soaps containing insoluble granules.
5. Mineral deposits may accumulate in the shower head over time, reducing water flow. If this occurs, unscrew the shower head, rinse it thoroughly with water, and screw it back into place.





**Please Do Not Return the Product to the Store.
Contact us with any questions.**