


ASSEMBLY INSTRUCTION

Step 1






Step 2



Step 3



HARDWARE LIST		
CODE	PARTS	QTY.
A		1PC
B		1PC
C		2PCS