

*ASSEMBLY INSTRUCTIONS*  
*COASTER FINE FURNITURE*



*Fine Furniture for every stage of life*

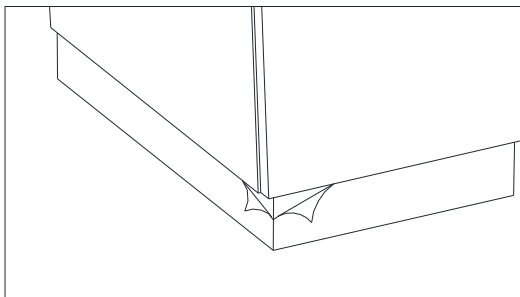

**203502**  
***Nightstand***

ITEM: **203502**

## ASSEMBLY INSTRUCTIONS



### REMOVAL OF PROTECTIVE FILM



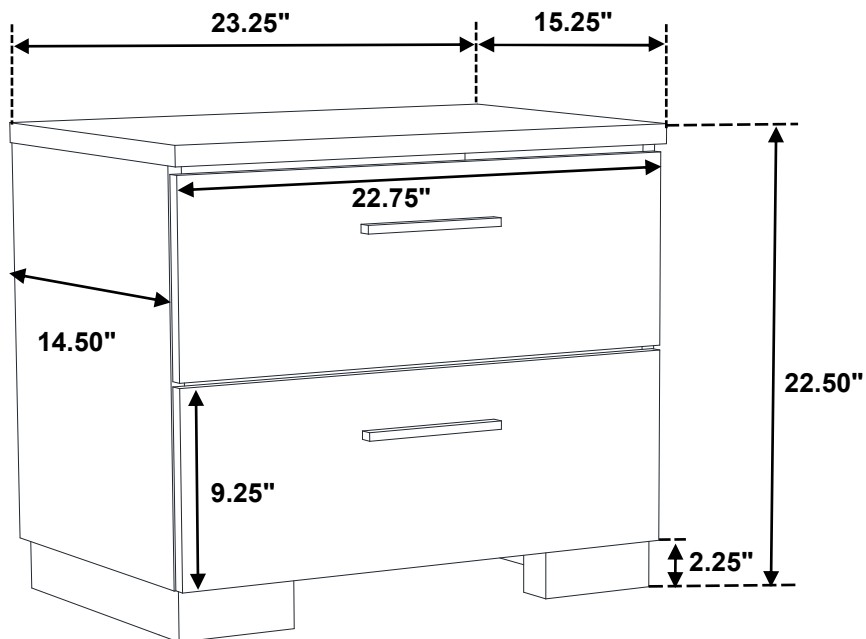
**PLEASE REMOVE THE  
PROTECTIVE FILM  
BEFORE USE**



ITEM: **203502**



**Inner Size of Drawer : 20.00"W x 12.50"D x 5.00"H x 0.25"T**



**Note : Dimension tolerance  $\pm 5\%$**



## *ASSEMBLY INSTRUCTIONS* *COASTER FINE FURNITURE*



*Fine Furniture for every stage of life*

**203503**  
***Dresser***

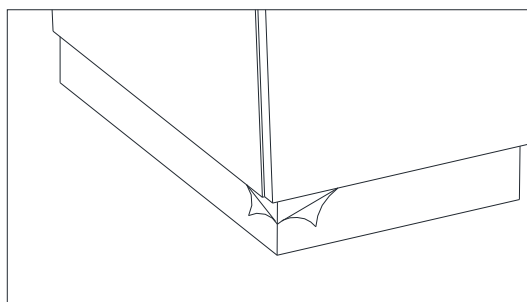
REVISION 0 : 05/16/2014  
REVISION 1 : 05/27/2014  
REVISION 2 : 07/26/2019

ITEM: **203503**

## ASSEMBLY INSTRUCTIONS



### REMOVAL OF PROTECTIVE FILM



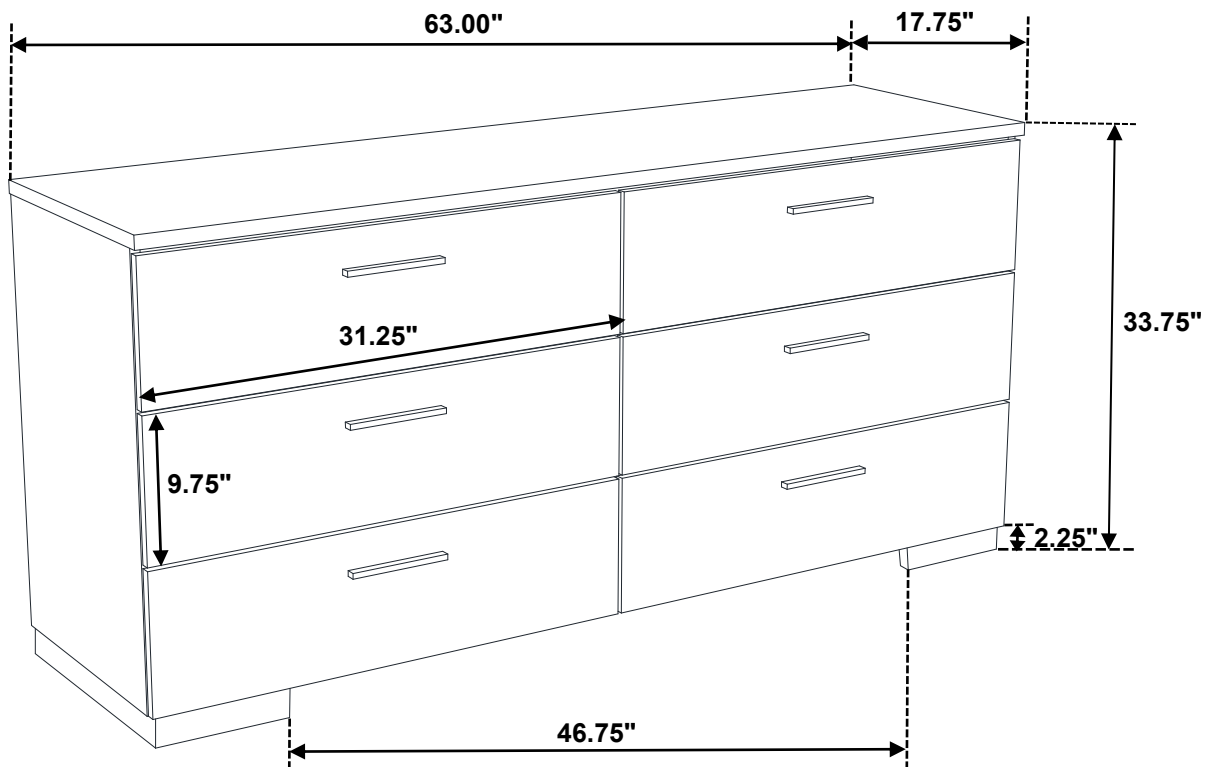
**PLEASE REMOVE THE  
PROTECTIVE FILM  
BEFORE USE**



ITEM: **203503**



**Inner Size of Drawer : 28.75"W x 12.50"D x 5.00"H x 0.25"T**



**Note : Dimension tolerance  $\pm 5\%$**

**ASSEMBLY INSTRUCTIONS**  
**COASTER FINE FURNITURE**



*Fine Furniture for every stage of life*

**203504**  
***Mirror***

ITEM:203504



## ASSEMBLY INSTRUCTIONS

### ASSEMBLY TIPS:

1. Remove hardware from box and sort by size.
2. Please check to see that all hardware and parts are present prior to start of assembly.
3. Please follow attached instructions in the same sequence as numbered to assure fast & easy assembly.



### WARNING!

1. Don't attempt to repair or modify parts that are broken or defective. Please contact the store immediately.
2. This product is for home use only and not intended for commercial establishments.



ASSEMBLY TIME


5 MINUTES

## PARTS IDENTIFICATION

A

MIRROR

1PC



B

DRESSER  
FROM BOX ITEM # 203503

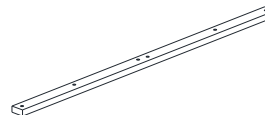
1PC



C

MIRROR SUPPORT  
(PACK WITH DRESSER)

2PCS



## HARDWARE IDENTIFICATION

1

FLAT HEAD SCREW  
(M4 x 32mm - RBW)

10PCS



### NOTE:

Phillips head screw driver is required in the assembly process; however, manufacturer does not provide this item.

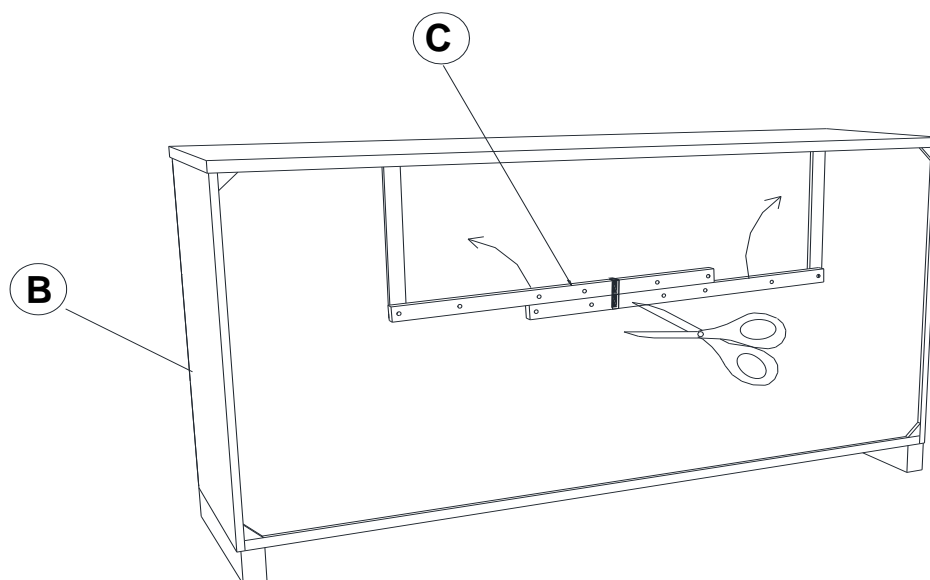


ITEM: **203504**

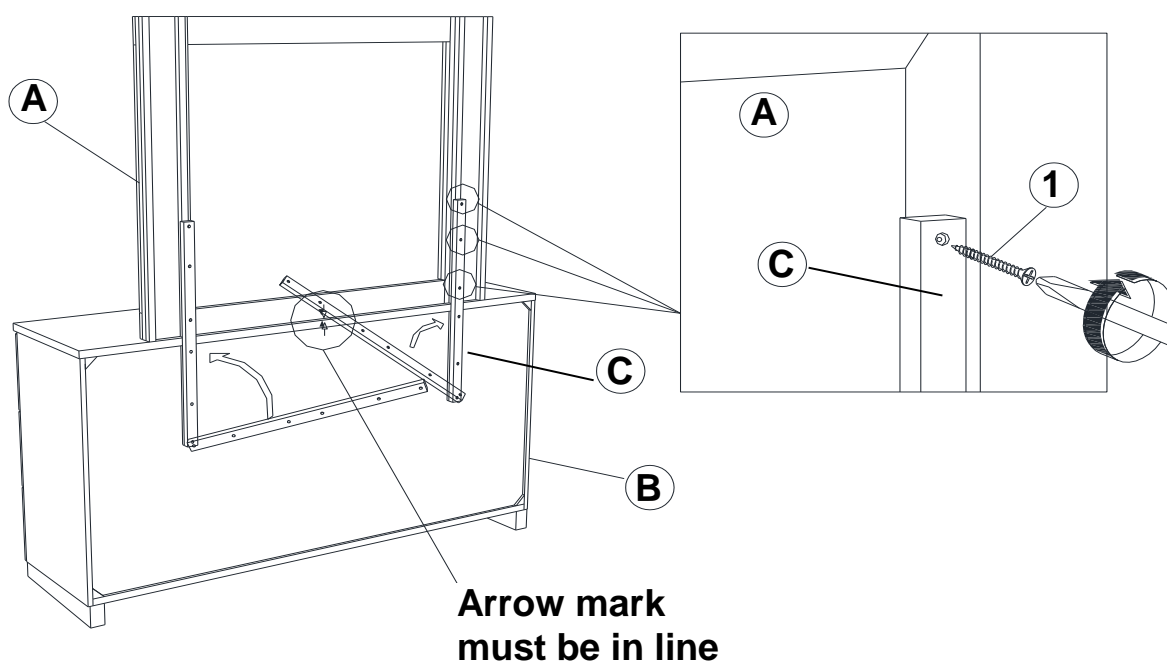


## ASSEMBLY INSTRUCTIONS

### STEP 1



### STEP 2



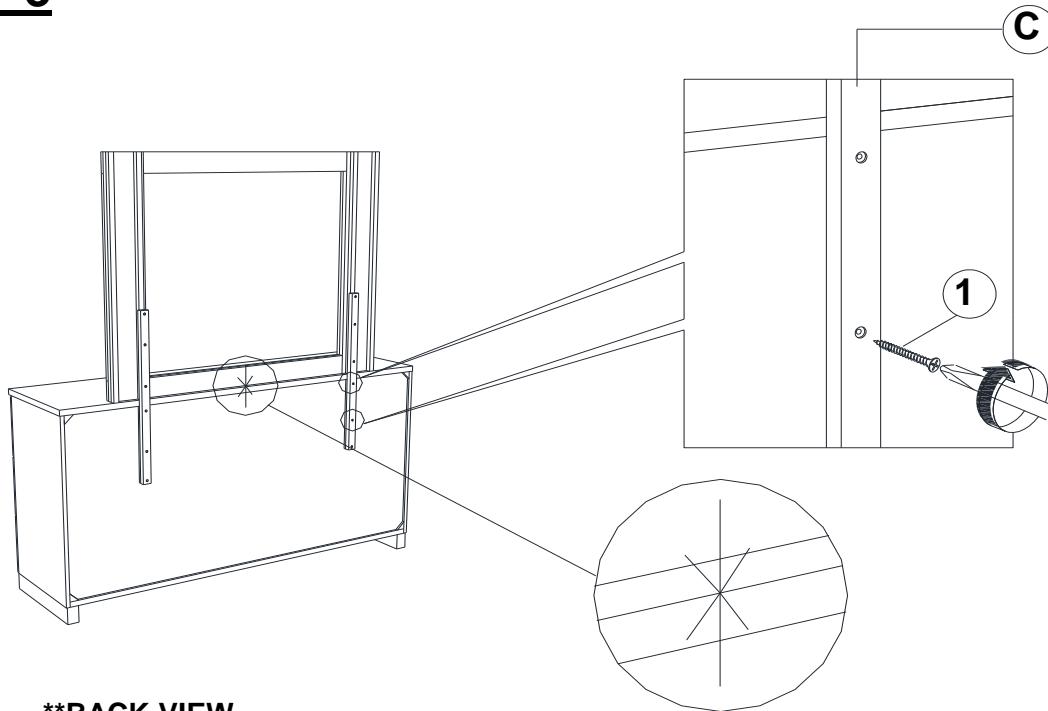
**\*\*BACK VIEW**

ITEM: **203504**



## ASSEMBLY INSTRUCTIONS

### STEP 3

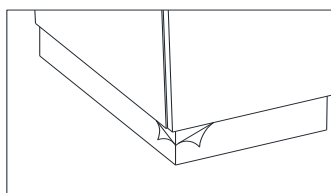


**\*\*BACK VIEW**



**Arrow Marking Must Be Aligned**

### STEP 4

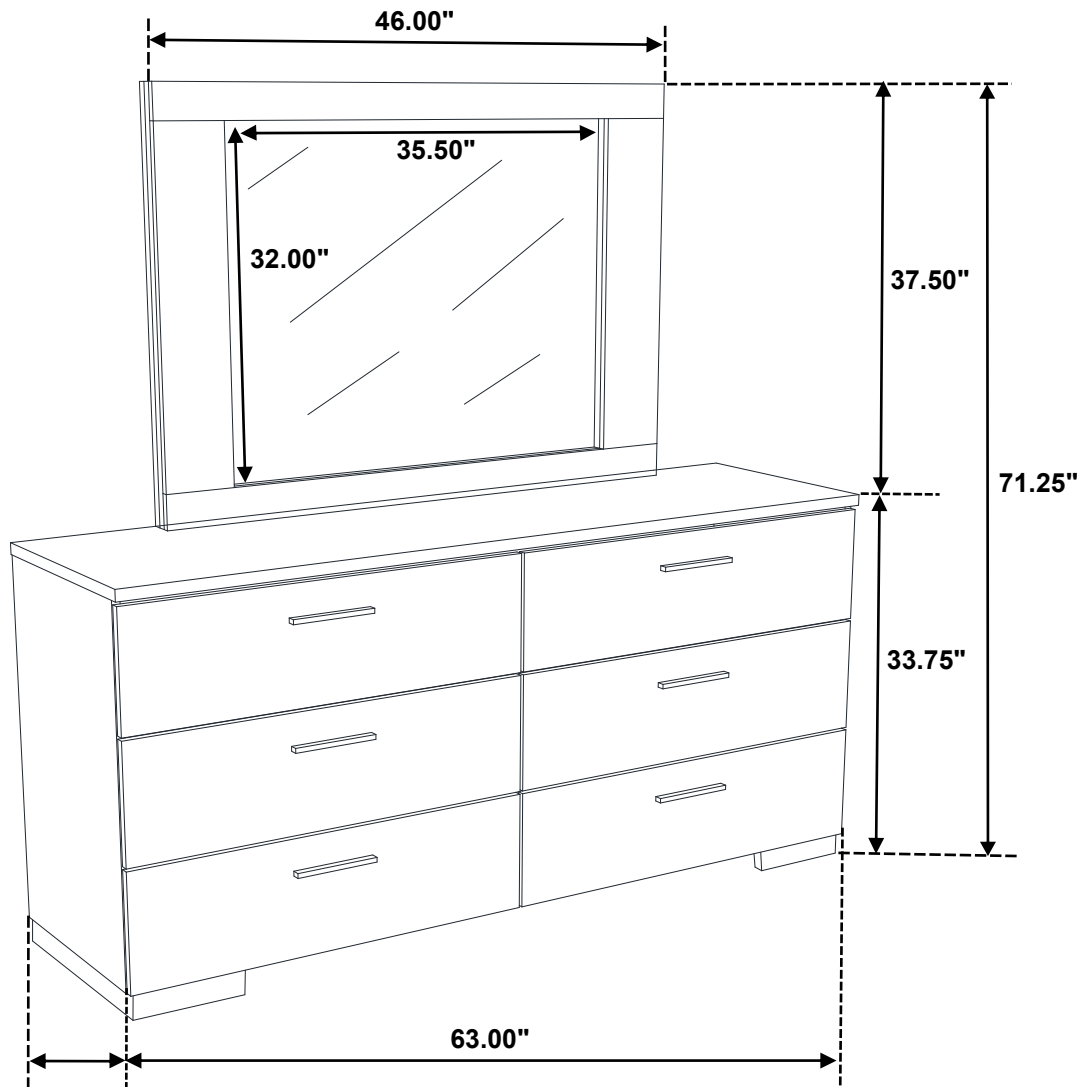
### **COMPLETE**



**PLEASE REMOVE THE  
PROTECTIVE FILM  
BEFORE USE**



ITEM: **203504**



**Note : Dimension tolerance  $\pm 5\%$**



# *ASSEMBLY INSTRUCTIONS*

## *COASTER FINE FURNITURE*



*Fine Furniture for every stage of life*

**203505**  
***Chest***

REVISION 0 : 05/16/2014  
REVISION 1 : 05/27/2014  
REVISION 2 : 07/26/2019

**PAGE 1 OF 2**

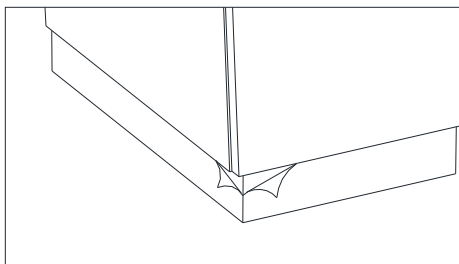
COASTERFURNITURE.COM

ITEM: **203505**

## ASSEMBLY INSTRUCTIONS



### REMOVAL OF PROTECTIVE FILM



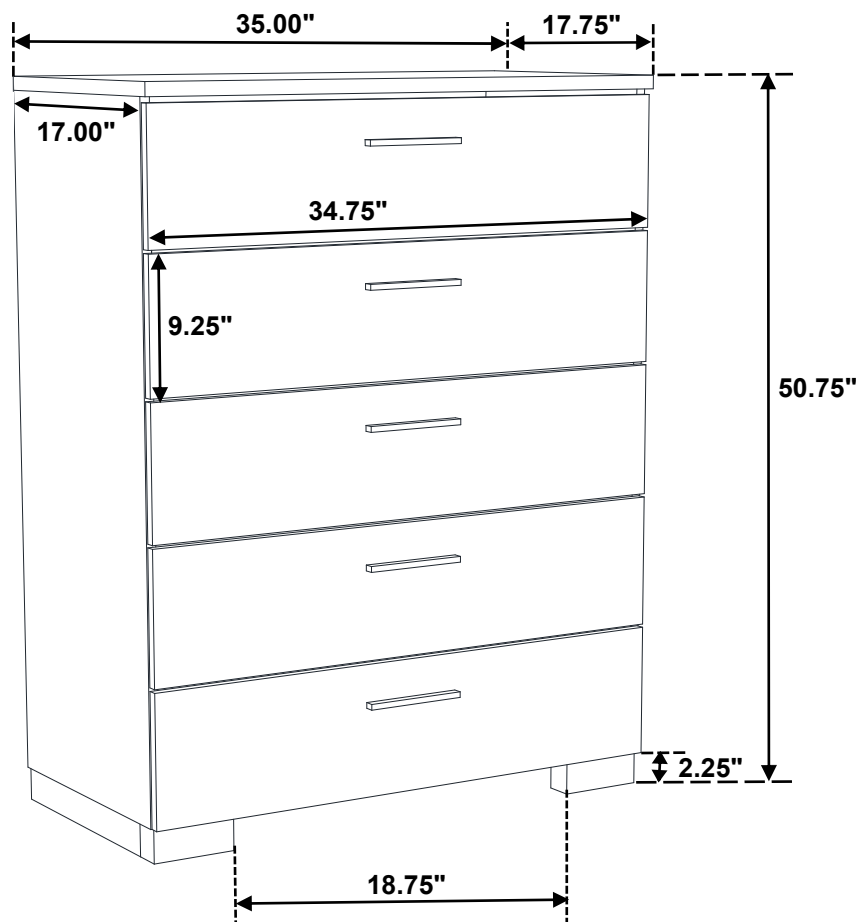
**PLEASE REMOVE THE  
PROTECTIVE FILM  
BEFORE USE**



ITEM: **203505**



Inner Size of Drawer : 32.00"W x 12.50"D x 5.00"H x 0.25"T

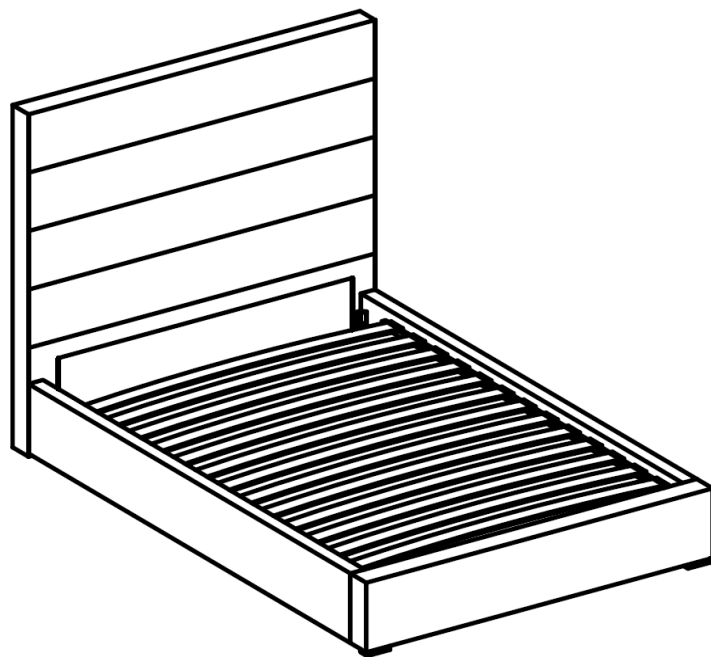


**Note : Dimension tolerance  $\pm 5\%$**



# ASSEMBLY INSTRUCTIONS

## COASTER FINE FURNITURE



*Fine Furniture for every stage of life*

**203511T (B1&B2)**  
***Twin Bed***

# ITEM: 203511T (B1&B2)



## ASSEMBLY INSTRUCTIONS

### ASSEMBLY TIPS:

1. Remove hardware from box and sort by size.
2. Please check to see that all hardware and parts are present prior to start of assembly.
3. Please follow attached instructions in the same sequence as numbered to assure fast & easy assembly.



### WARNING!

1. Don't attempt to repair or modify parts that are broken or defective. Please contact the store immediately.
2. This product is for home use only and not intended for commercial establishments.



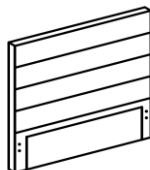
ASSEMBLY TIME

20 MINUTES

## PARTS IDENTIFICATION

### B1 (BOX 1)

A HEADBOARD



1PC

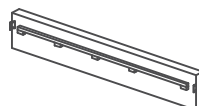
### B2 (BOX 2)

B FOOTBOARD



1PC

C BED RAIL



2PCS

D BED SLAT



13PCS

E BED SLAT  
END HOLDER



26PCS

## HARDWARE IDENTIFICATION

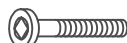
### Z-B2 (BOX 2) - HARDWARE PACK IS LOCATED IN 203511T (B2)

1 ALLEN WRENCH  
(M5 x 70mm - BLK)



1PC

2 BOLT  
(M8 x 30mm - BLK)



8PCS

### NOTE:

Phillips head screw driver is required in the assembly process; however, manufacturer does not provide this item.

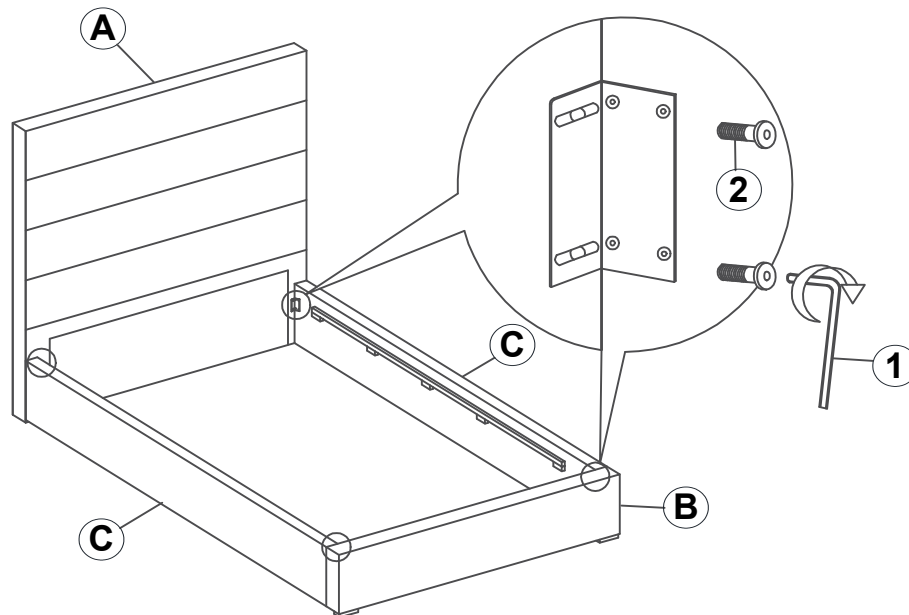


# ITEM: 203511T(B1&B2)

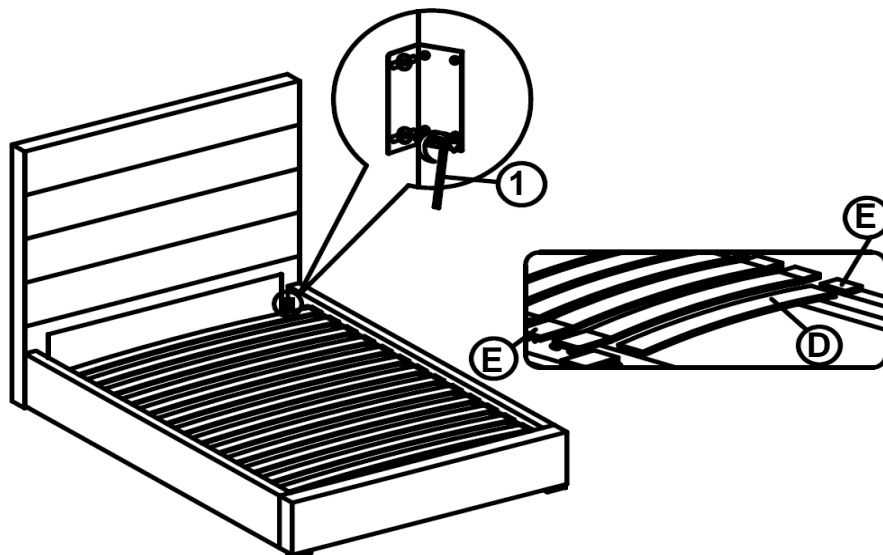


## ASSEMBLY INSTRUCTIONS

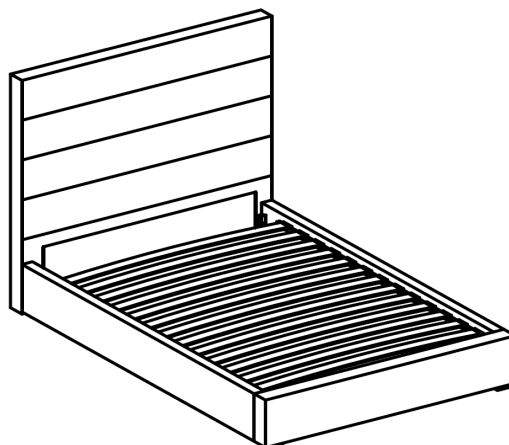
### STEP 1



### STEP 2



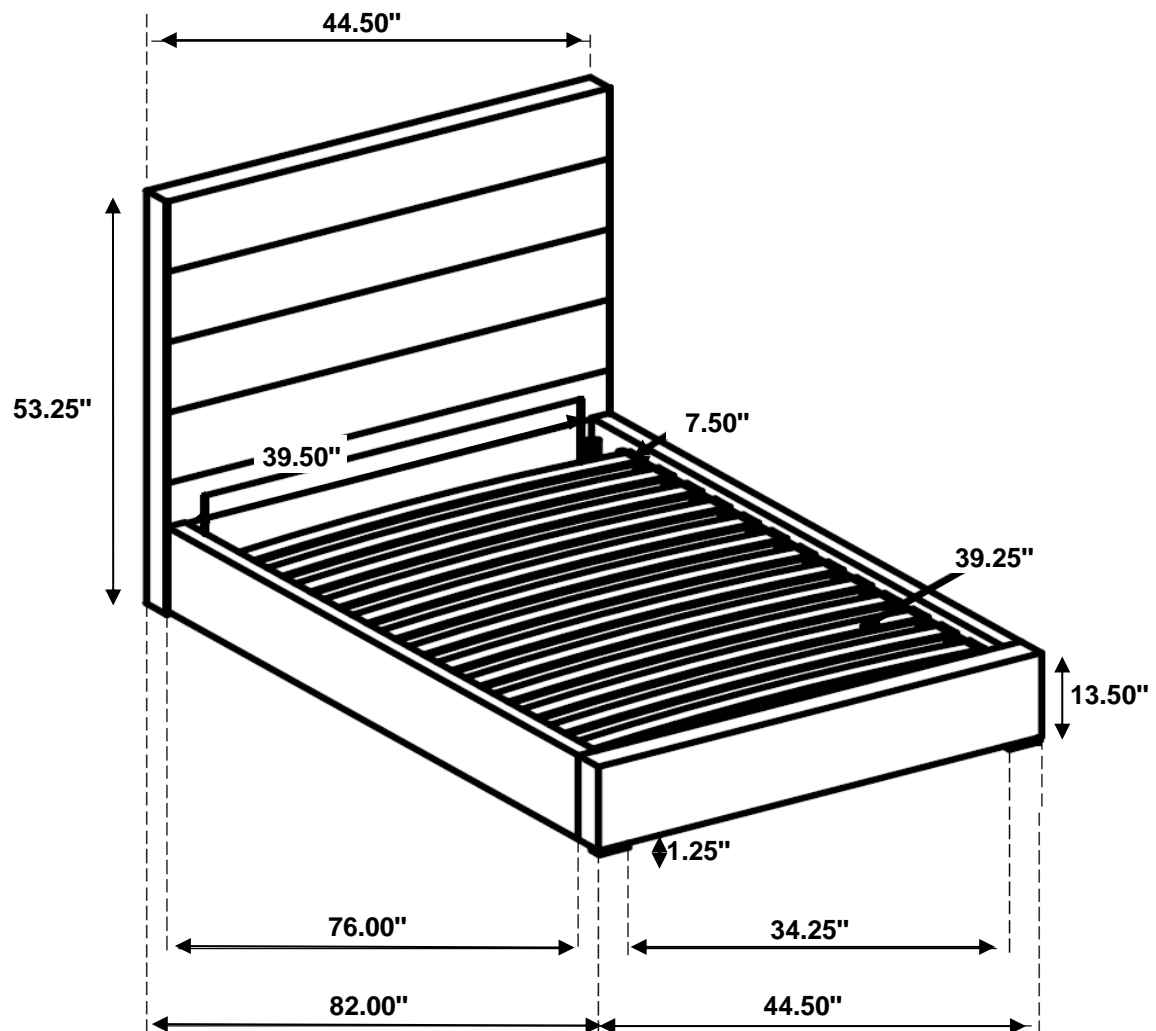
### STEP 3 COMPLETE



ITEM: **203511T (B1&B2)**



Inner Size : 39.50"W X 76.00"D



Note: Dimension tolerance  $\pm 5\%$