
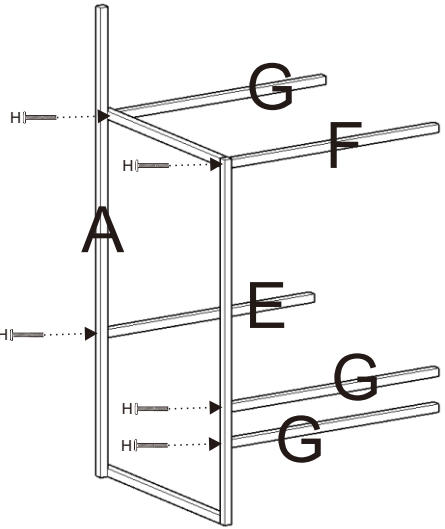

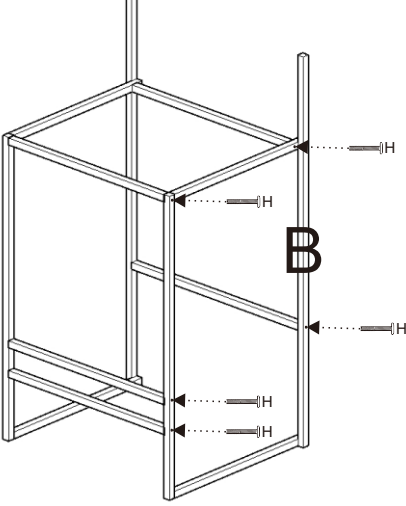






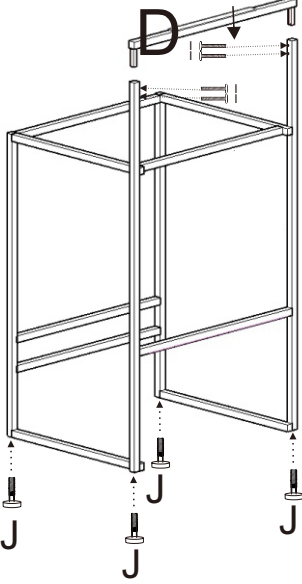


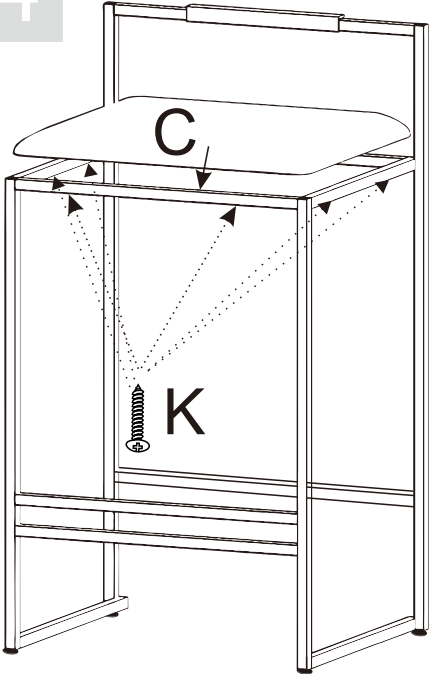
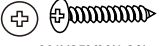








ASSEMBLY INSTRUCTION

A	 LEFT	x1	<div data-bbox="475 264 555 376">1</div>  <div data-bbox="707 1037 962 1093"> <div>H</div> <div></div> <div>5</div> </div>		<div data-bbox="978 264 1058 376">2</div>  <div data-bbox="1201 1037 1457 1093"> <div>H</div> <div></div> <div>5</div> </div>	
B	 RIGHT	X1				
C		X1				
D		X1				
E	 38CM/14.96in	X1				
F	 34CM/14.39in	X1	<div data-bbox="475 1093 555 1205">3</div>  <div data-bbox="722 1821 962 1926"> <div>I</div> <div></div> <div>4</div> <div>J</div> <div></div> <div>4</div> </div>		<div data-bbox="978 1093 1058 1205">4</div>  <div data-bbox="1185 1854 1457 1926"> <div>K</div> <div></div> <div>6</div> </div>	
G	 34CM/14.39in	X3				
H	 M6X35mm/1.38in	X10				
I	 M6X10mm/0.39in	X4				
J	 M6X20MM/0.79in	X4				
K	 M4X35MM/1.38in	X6				
L		X1				

NOTE: There are no screw holes in seat C, seat C is made by wooden frame, please pass through the holes in metal frame with self-tapping screws (part K), then secure seat C by tightening self-tapping screws (part K).