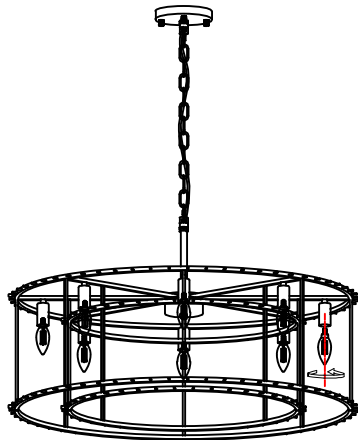


Install the light bulb and the glass strip.

4.



Step 4:

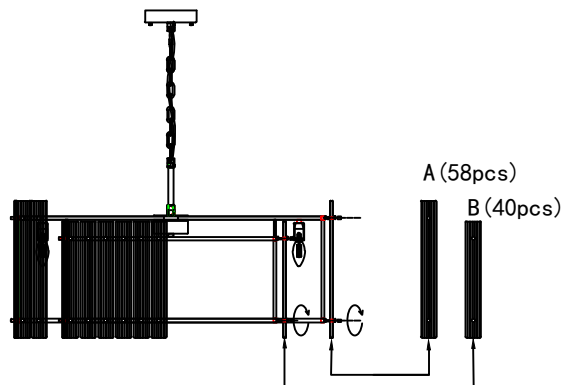
Install the E12 bulbs (not included).

NOTE:

This lamp uses E12 bulb base and can only be used in conjunction with LED bulbs up to 40W.

Fully dimmable when used with dimmable bulbs and compatible dimming switches (not included).

5.




Step 5 :

Install the glass strips. Install glass strip B on the inner ring and glass strip A on the outer ring, and fix them with rubber gaskets and nuts.

INSTALLATION MANUAL

CHANDELIER

Model NO. : L021001-D37-P8B



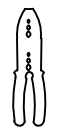
TOOLS REQUIRED



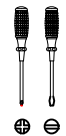
Ladder



Pliers



Wire
Strippers



Screwdrivers