

# Assembly Instructions

**Caution: You must read these Assembly Instructions before you proceed**

## Care & Maintenance



- Do not put hot items directly on furniture surface.



- Do not clean furniture with harsh cleansers or polish.



- To obtain the longest lifespan of your outdoor product minimizing exposure to direct sunlight is recommended.



- Children should not climb or jump on the furniture.



- Do not write on furniture without a padded barrier to protect the surface.



- To obtain the longest lifespan of your outdoor products, avoid extended and lengthy exposure to rain, snow, and direct sunshine.  
Whenever possible cover the product and /or place under patio or awnings.



- Not for commercial use. For residential use only.



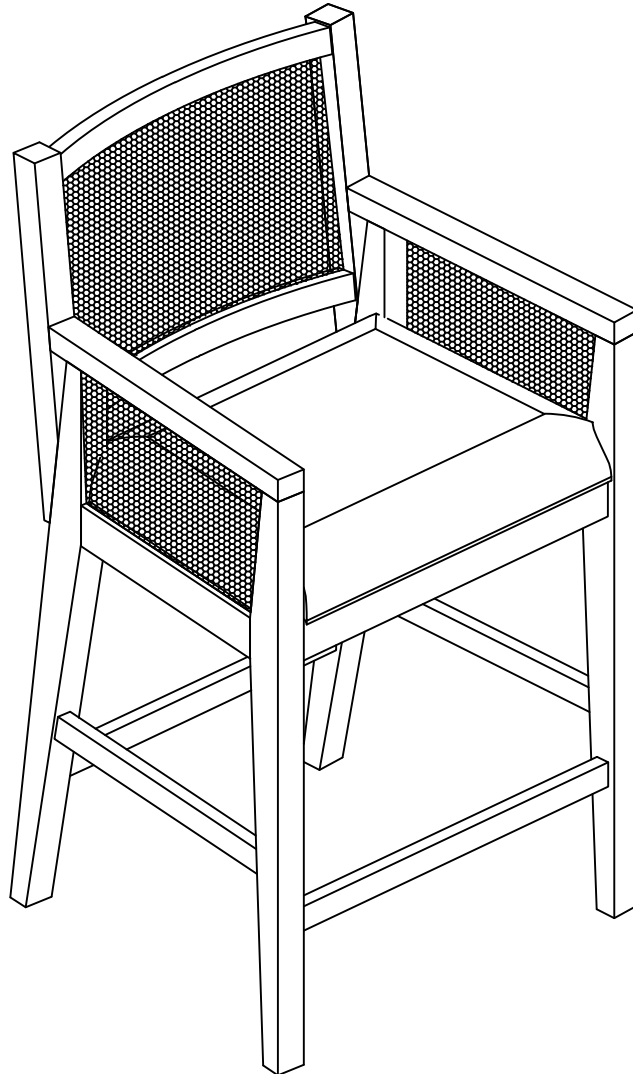
- Stains may be removed with mild soap solution and damp cloth.



- Dust and pick-up spills using a clean, non-colored, lint-free cloth.

**Please look into the Chair for hardware packs.**

**N780P363843K/N780P363843P - Chair**

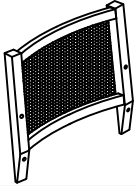
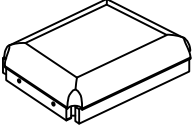
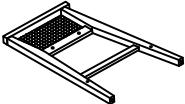
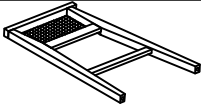




**Caution: This Chair is NOT a TOY**







**Keep your child/children at bay during the assembly process.**

**Whenever lifting or moving the Chair and to prevent damage to the Chair, two adults may be needed to execute these action.**

## Part List

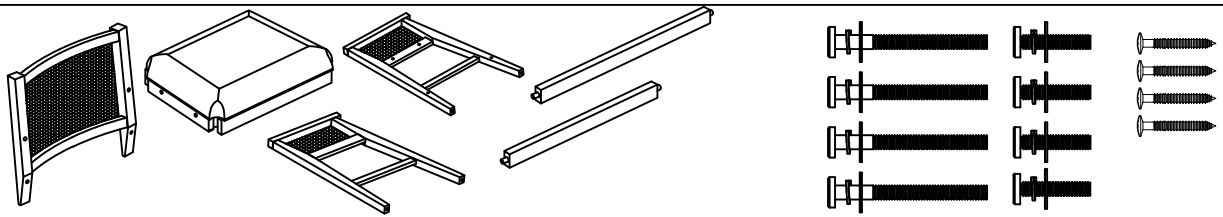
Label	Picture	Description	Qty
A		Back Frame	1pc
B		Seat	1pc
C		Left Frame Leg	1pc
D		Right Frame Leg	1pc
E		Front Stretcher	1pc
F		Back Stretcher	1pc

## Hardware

Label	Picture	Description	Qty
①		Bolt 7.8 x 50mm	4pcs + extra 1pc
②		Bolt 7.8 x 35mm	4pcs + extra 1pc
③		Lock Washer Ø8 x 13mm	8pcs + extra 1pc
④		Flat Washer Ø8 x 16 x 2mm	8pcs + extra 1pc
⑤		Allen Wrench	1pc
⑥		Long Screw Ø4 x 38mm	4pcs + extra 1pc

## Assembly Preparation

### Before Beginning Assembly:



- Read instructions, cover to cover-



- Have 2 adults on hand for assembly-



- Do not assemble on flooring or carpet-



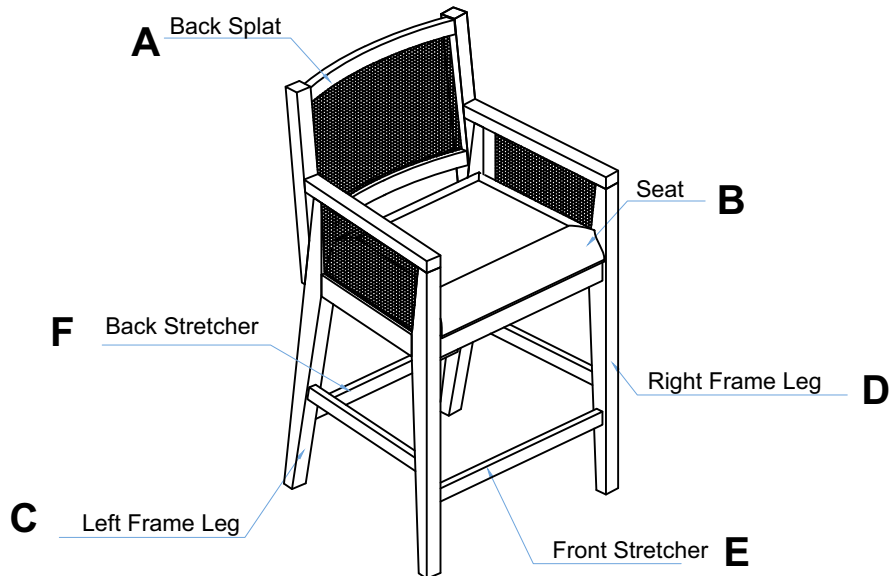
- Assemble on a clean non-marring surface (packing foam)-



- Save all packaging until finished-

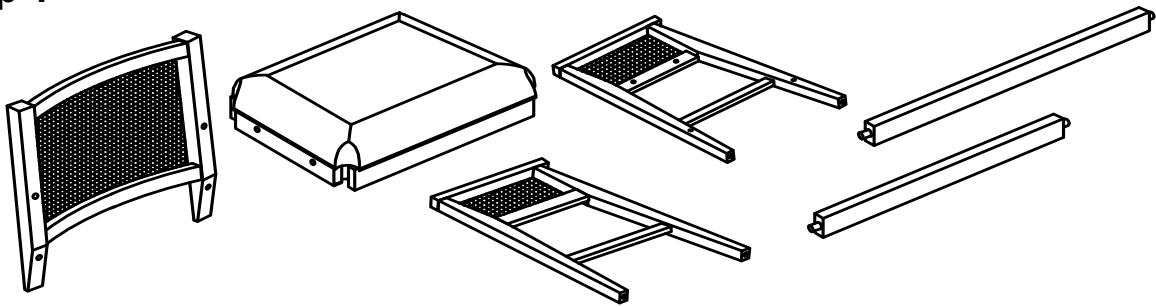
## Assembly Steps

### Overview



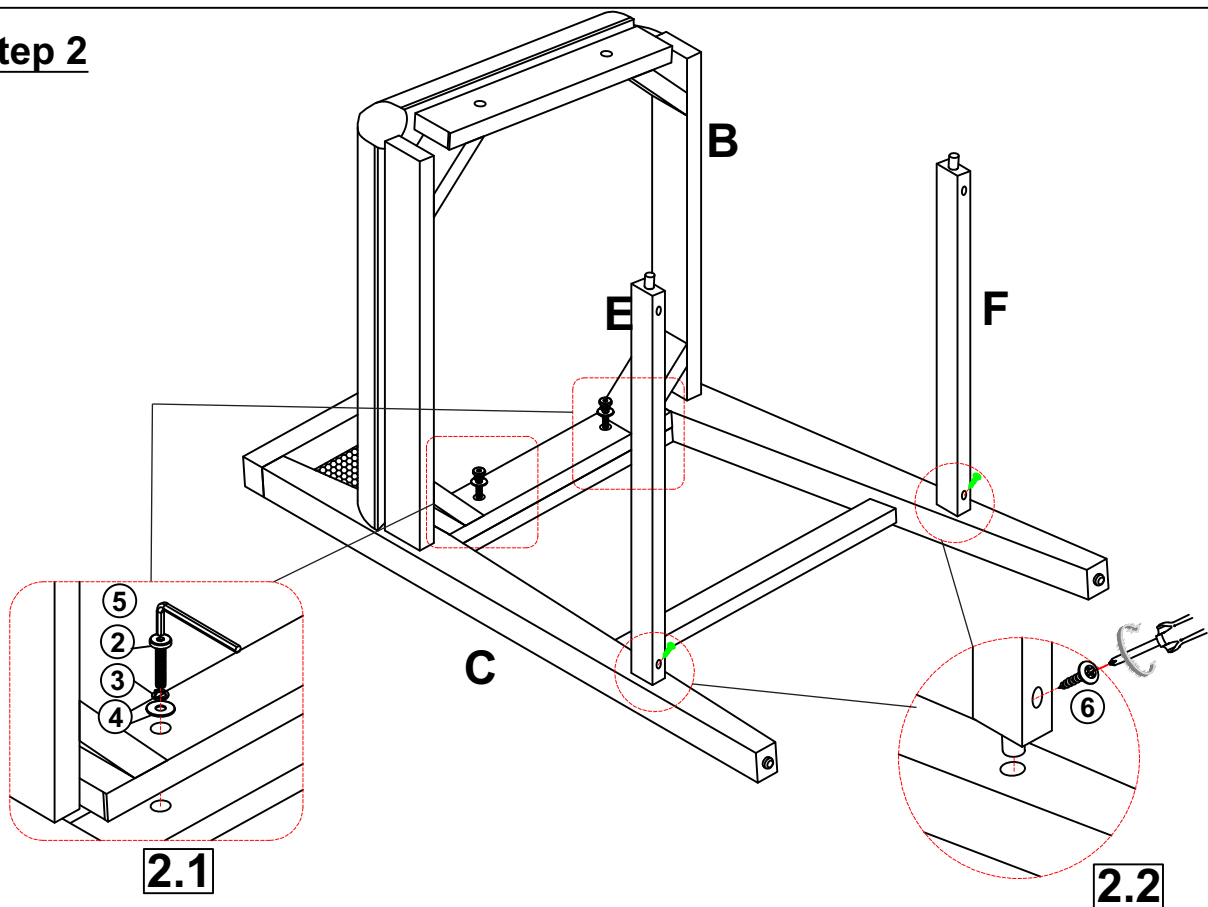
This Chair has multiple parts and may require up to 30 minutes to assemble. To give you an overview of the Chair parts, the above picture is to help you put the various parts into perspective. Please read through the instruction below to familiarise yourself with the parts and steps before assembly.

## Step 1



Unpack and place all part on a clean, non-marring surface

## Step 2



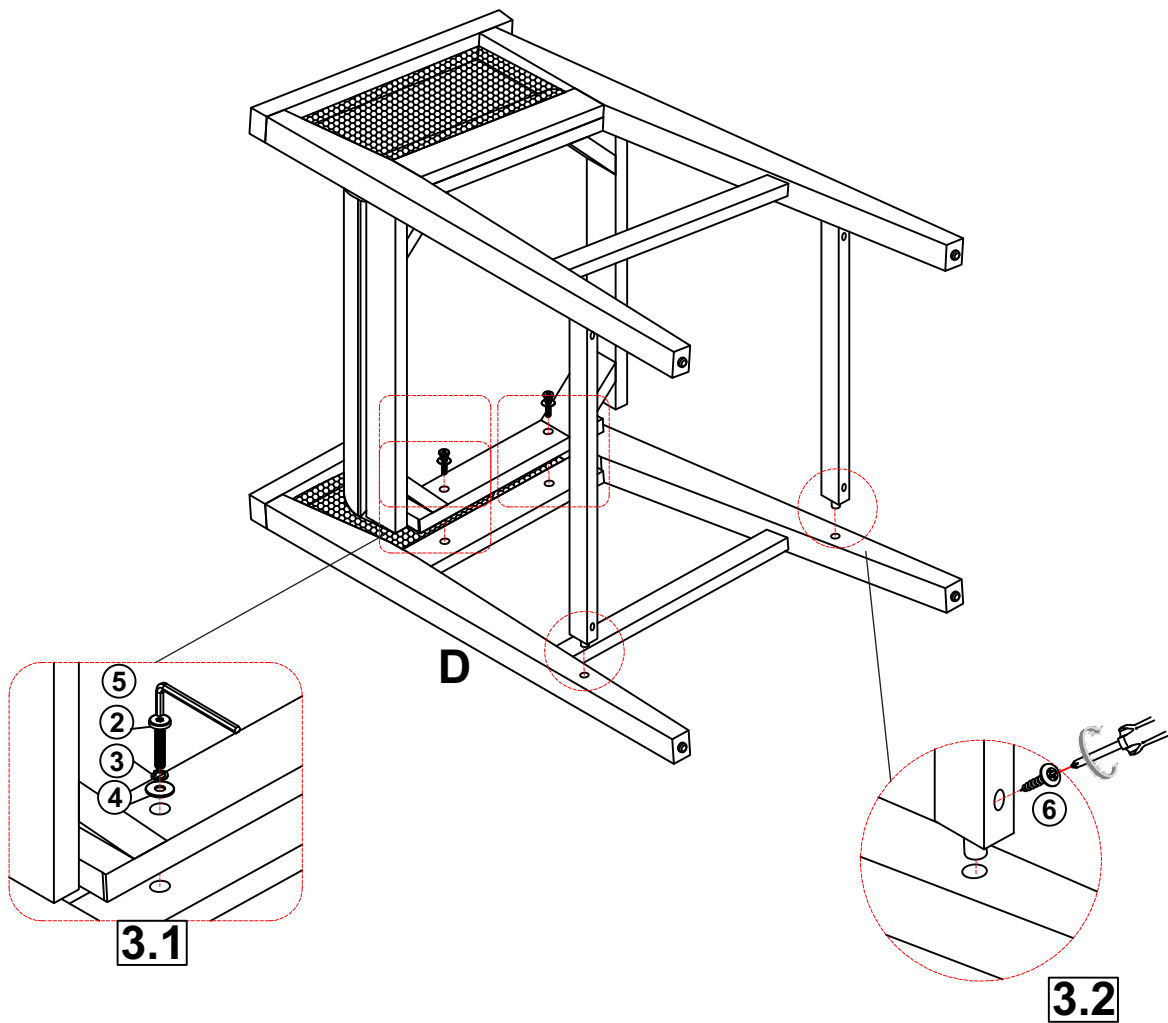
Place the Left Frame Leg(C) facedown onto a clean, non-marring surface.

2.1) Attach Seat(B) using Bolt(2) + Lock Washer(3) + Flat Washer(4) with Allen Wrench (5).

2.2) Attach Front Stretcher(E) + Back Stretcher(F) using Screw(6) using the Screwdriver (NOT PROVIDED).

**Do not fully tighten the Bolts**

### **Step 3**



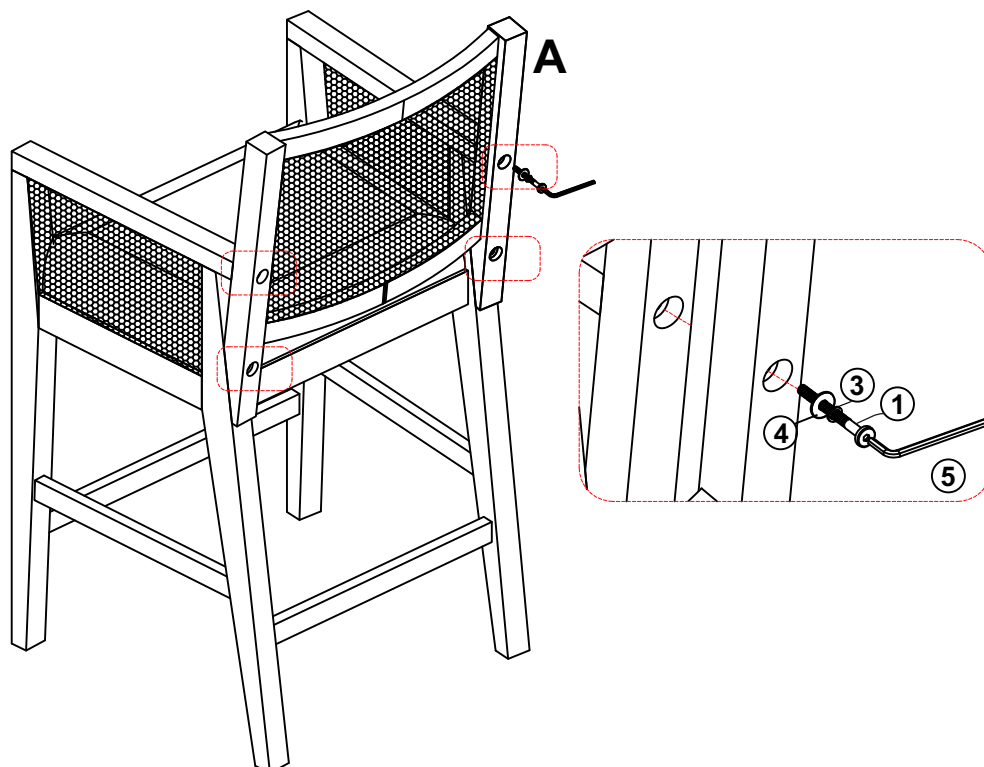
Place the Right Frame Leg(D) facedown onto a clean, non-marring surface.

3.1) Attach Seat(B) using Bolt(2) + Lock Washer(3) + Flat Washer(4) with Allen Wrench (5).

3.2) Attach Front Stretcher(E) + Back Stretcher(F) using Screw(6) using the Screwdriver (NOT PROVIDED).

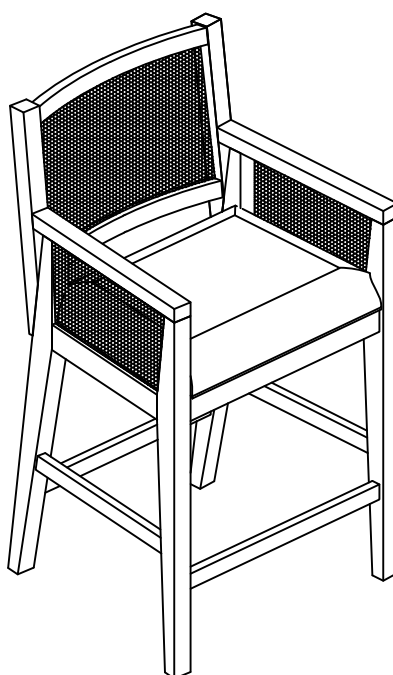
**Do not fully tighten the Bolts**

## **Step 4**



Screw up Back Frame (A) with Leg Chair by inserting Bolt(1) + Lock Washer(3) + Flat Washer(4) with Allen Wrench(5).

**Fully tighten the Bolts**



## ”Questions & Answers about Proposition 65

- What is Proposition 65?

Proposition 65 requires businesses to provide warnings to Californians about significant exposures to chemicals that cause cancer, birth defects or other reproductive harm. These chemicals can be in the products that Californians purchase, in their homes or workplaces, or that are released into the environment. By requiring that this information be provided, Proposition 65 enables Californians to make informed decisions about their exposures to these chemicals.

Proposition 65 also prohibits California businesses from knowingly discharging significant amounts of listed chemicals into sources of drinking water.

Proposition 65 requires California to publish a list of chemicals known to cause cancer, birth defects or other reproductive harm. This list, which must be updated at least once a year, has grown to include approximately 900 chemicals since it was first published in 1987.

- What types of chemicals are on the Proposition 65 list?

The list contains a wide range of naturally occurring and synthetic chemicals that include additives or ingredients in pesticides, common household products, food, drugs, dyes, or solvents. Listed chemicals may also be used in manufacturing and construction, or they may be byproducts of chemical processes, such as motor vehicle exhaust. ”